

ASPIRE Account & Access to Individual ASPIRE Dashboards

Activation of ASPIRE Account

As a provider of an institution participating with ASPIRE, you should have received an ASPIRE Activation Email prompting you to setup your ASPIRE account. If you have not received this email or you are experiencing difficulty accessing your ASPIRE account, please contact your site's Quality Champion or ASPIRE Anesthesia Clinical Quality Reviewer (ACQR).

Individual ASPIRE Dashboard Access

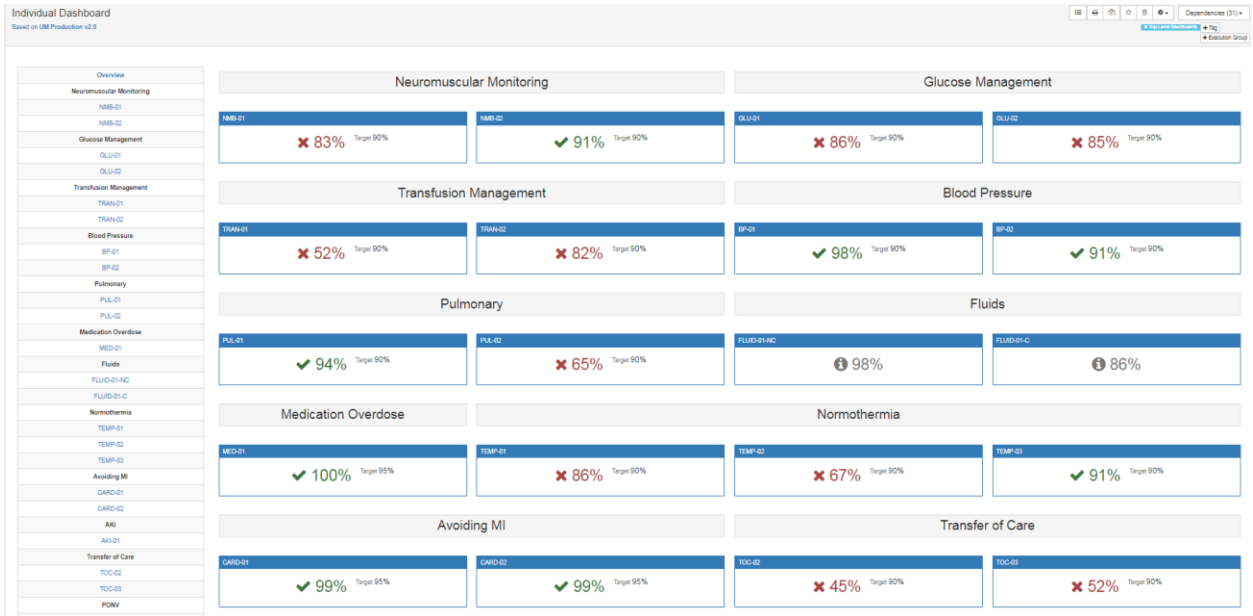
1. There are two methods for accessing your Individual ASPIRE Dashboard to review cases; through the Dashboard Login via the MPOG website and also through your Personalized MPOG Quality Performance Report.

Accessing your Individual ASPIRE Dashboard via the Dashboard Login through the MPOG:

1. Go to the MPOG website <https://mpog.org/> and click on the orange Dashboard Login icon in the upper right corner of the website. You will be directed to the ASPIRE Login. Sign in using your ASPIRE username (institution email address) and password.
2. If you are unable to remember your password, click on the **Forgot your password?** link and follow the prompts.



- Once logged in to your ASPIRE account you will be directed to your Individual ASPIRE Dashboard.



Accessing your Individual ASPIRE Dashboard via your Personalized MPOG Quality Performance Report:

- Open your Personalized MPOG Quality Performance Report and click on the hyperlink for any measure to access your Individual ASPIRE Dashboard. You will be directed to the ASPIRE Login. Sign in using your ASPIRE username (institution email address) and password. Click on the measure hyperlink to access detailed performance information related to a specific measure.



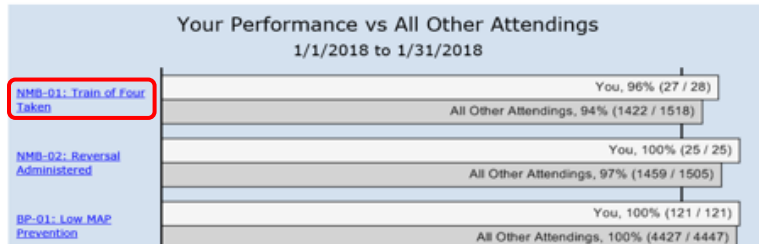
Claim MOCA® Credit

Hello John,

Below is your new MPOG Quality performance report. For a case-by-case breakdown of each measure's result, click on the graph's label and you will be taken to our reporting website (login required).

If you have any questions, please read our [FAQ](#) or send them to QChampion@example.org. Thank you for your participation in MPOG Quality.

Sincerely,
The MPOG Team



Login to ASPIRE

Hello Welcome to ASPIRE. Log in with your username and password below.

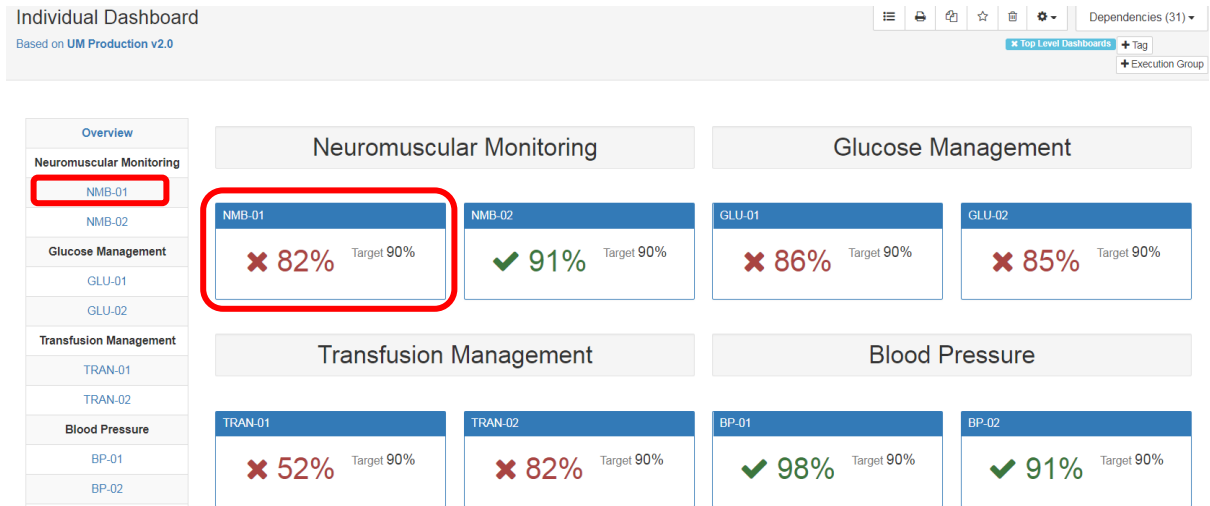
User Name

Password

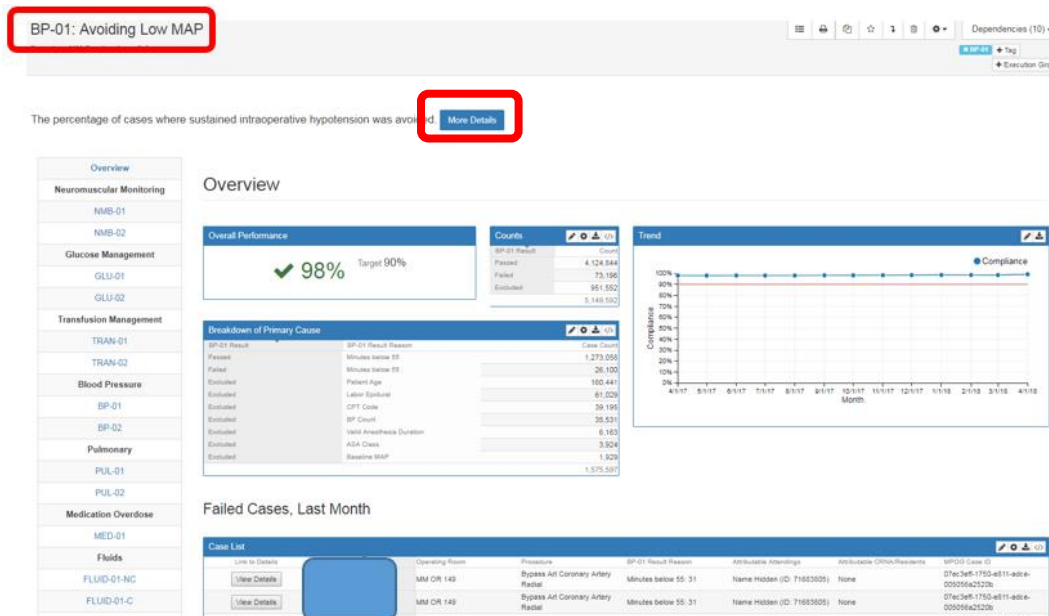
[Forgot your password?](#)

Powered By care evolution

- Once you have accessed your Individual Dashboard, click on any of the measure hyperlinks in the measure column or the individual measure boxes to further examine your personal performance.



- Clicking the measure hyperlink will result in measure overview details such as overall performance, case counts, trend graph, and detailed breakdown of primary cause of measure failure. Clicking on the measure title will display additional performance details and provide access to passed, failed, or excluded cases for further review. To access an abbreviated version of the measure specification, click **More Details**.



Failed, Passed, & Excluded Case Lists

1. Failed, Passed, & Excluded Case Lists will populate for further review. The first category, Failed Cases, Last Month represents failed cases within the last month only. The remaining Failed, Passed, & Excluded Case Lists will populate cases within the 12 months. To review a case, select **View Details** in the desired category to access case information.

Failed Cases

Link to Details	Date of Service	Operating Room	Procedure	BP-01 Result Reason	Attributable Attendings
View Details		MHC OR 03	LAPAROSCOPY CHOLECYSTECTOMY WITHOUT CHOLANGIOGRAM	Minutes below 55: 29	Name Unknown (ID: 202018242219)
View Details		AIP OR 04	LUNG TRANSPLANT ORTHOTOPIC DOUBLE	Minutes below 55: 30	Name Unknown (ID: 2225182320)
View Details		MOR002	57000, Colpotomy, with Exploration, Vagina.	Minutes below 55: 31	Name Unknown (ID: M237555) Name Unknown (ID: P128793)
View Details		LPH OR 01	TROCHANTERIC FEMORAL NAILING +	Minutes below 55: 25	Name Unknown (ID: 202021201825)
View Details		AIP OR 24	carotid subclavian bypass	Minutes below 55: 32	Name Unknown (ID: 2725242023)

2. Click on any of the **View Case** tabs to open the case in MPOG Case Viewer for measure related details indicating a Pass, Fail, or Exclusion for any given case.

Link to Case	Order	Condition	Condition Value	Result
View Case	0	Valid Anesthesia Duration	Yes	Included
View Case	1	Patient Age	25	Included
View Case	2	Baseline MAP	0	Included
View Case	3	ASA Class	2	Included
View Case	4	Labor Epidural	No	Included
View Case	5	CPT Code	0	Included
View Case	6	BP Count	27	Included
View Case	7	Minutes below 55	29	Failed
View Case	8	Time of Low MAP	20:26:00 (Duration: 4, MAP: 52)	Info
View Case	9	Time of Low MAP	21:42:00 (Duration: 5, MAP: 52)	Info
View Case	10	Time of Low MAP	21:52:00 (Duration: 5, MAP: 54)	Info
View Case	11	Time of Low MAP	21:57:00 (Duration: 5, MAP: 53)	Info
View Case	12	Time of Low MAP	22:02:00 (Duration: 5, MAP: 49)	Info
View Case	13	Time of Low MAP	22:07:00 (Duration: 5, MAP: 50)	Info

3. You will be directed to intraoperative case data including intraoperative notes, cardiovascular, ventilator, neuromuscular blockade, medications, and physiologic case details.

- Click on any of the arrow icons next to **Ventilator, Neuromuscular blockade, Medications, & Physiologic** categories to display additional values
- Hovering over a red triangle will display additional note details.



For more ASPIRE Provider Feedback information go to the MPOG Quality page and click on Provider Feedback <https://mpog.org/quality/providerfeedback/>

For additional information on ASPIRE Measures go to <https://mpog.org/quality/our-measures/>