



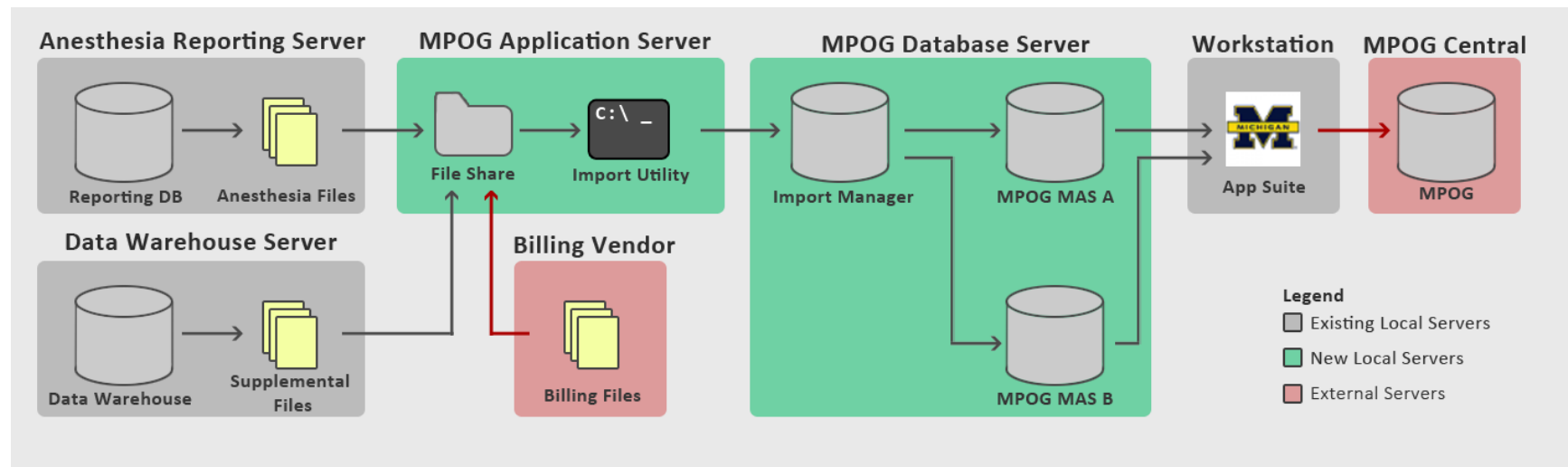
# Module 15

## Import Manager Assistant



# Import Manager Assistant Overview

IM Assistant provides organized information file processing errors and their current location within the import manager file pipeline.



- Note: Site technical teams supporting the MPOG project will want to download the application suite to access IM Assistant.



# Import Manager Assistant



- **Log Viewer:** This tab displays the various import manager logs and the handoff queue.
- **Overview:** This tab contains a color-coded grid representing the current status of import manager.
- **Check File Columns:** This tab enables the user to see which rows in an imported file have the incorrect number of columns.
- **Parse File Data:** This tab enables the user to view the contents of an imported file.
- **Handoff Settings:** This tab contains the current settings for handoff for this instance.

Import Manager Assistant

Log Viewer Module: All Target Date Range: Select a date 15 to Select a date 15 Had Error ☒ Yes ☒ No Execution Date Range: Select a date 15 to Select a date 15

Overview Import Log Consume Log Handoff Log Handoff Queue

	Log Entry ID	Instance	File Name	Start	End	Error	File Size (Bytes)	Is MultiDate
Check File Columns	5347	MPOG_MAS	StaffTracking_V1_Centricity_20190330_20190628.csv	6/28/2019 8:12:23 AM	6/28/2019 8:12:23 AM	(none)	15,931	False
	5346	MPOG_MAS	StaffTracking_V1_Centricity_20180628_20190628.csv	6/28/2019 8:12:23 AM	6/28/2019 8:12:23 AM	(none)	148,295	False
Parse File Data	5345	MPOG_MAS	Procedures_V1_Centricity_20190330_20190628.csv	6/28/2019 8:12:22 AM	6/28/2019 8:12:23 AM	(none)	2,133,918	False
	5344	MPOG_MAS	Procedures_V1_Centricity_20180628_20190628.csv	6/28/2019 8:12:22 AM	6/28/2019 8:12:22 AM	(none)	20,408,486	False
Handoff Settings	5343	MPOG_MAS	PeriopObservations_V1_Centricity_20190330_20190628.csv	6/28/2019 8:12:20 AM	6/28/2019 8:12:22 AM	(none)	15,468,414	False
	5342	MPOG_MAS	Diagnoses_V1_Centricity_20180628_20190628.csv	6/28/2019 8:12:18 AM	6/28/2019 8:12:20 AM	(none)	13,184,377	False
	5341	MPOG_MAS	CaseCrosswalk_V1_Centricity_20180628_20190628.csv	6/28/2019 8:12:18 AM	6/28/2019 8:12:18 AM	(none)	23,574	True
	5340	MPOG_MAS	StaffTracking_V1_Centricity_20190624_20190628.csv	6/28/2019 7:43:02 AM	6/28/2019 7:43:02 AM	(none)	164,651	False
	5339	MPOG_MAS	StaffTracking_V1_Centricity_20190529_20190628.csv	6/28/2019 7:43:02 AM	6/28/2019 7:43:02 AM	(none)	167,896	False
	5338	MPOG_MAS	Procedures_V1_Centricity_20190529_20190628.csv	6/28/2019 7:43:01 AM	6/28/2019 7:43:02 AM	(none)	6,229,000	False
	5337	MPOG_MAS	PeriopObservations_V1_Centricity_20190624_20190628.csv	6/28/2019 7:42:48 AM	6/28/2019 7:43:01 AM	(none)	152,546,702	False
	5336	MPOG_MAS	PeriopObservations_V1_Centricity_20190529_20190628.csv	6/28/2019 7:42:36 AM	6/28/2019 7:42:48 AM	(none)	156,707,580	False
	5335	MPOG_MAS	PeriopObservations_V1_Centricity_20180628_20190628.csv	6/28/2019 7:42:36 AM	6/28/2019 7:42:36 AM	(none)	0	False
	5334	MPOG_MAS	PeriopObservationDetails_V1_Centricity_20190529_20190628.csv	6/28/2019 7:42:36 AM	6/28/2019 7:42:36 AM	(none)	1,254,687	False
	5333	MPOG_MAS	PeriopObservationDetails_V1_Centricity_20190330_20190628.csv	6/28/2019 7:42:36 AM	6/28/2019 7:42:36 AM	(none)	145,258	False
	5332	MPOG_MAS	PeriopObservationDetails_V1_Centricity_20180628_20190628.csv	6/28/2019 7:42:36 AM	6/28/2019 7:42:36 AM	(none)	1,131,646	False
	5331	MPOG_MAS	PeriopAdministrations_V1_Centricity_20190529_20190628.csv					
	5330	MPOG_MAS	PeriopAdministrations_V1_Centricity_20190330_20190628.csv					
	5329	MPOG_MAS	PeriopAdministrations_V1_Centricity_20180628_20190628.csv					
	5328	MPOG_MAS	Patients_V1_Centricity_20190529_20190628.csv					
	5327	MPOG_MAS	Patients_V1_Centricity_20190330_20190628.csv					
	5326	MPOG_MAS	Patients_V1_Centricity_20180628_20190628.csv					
	5325	MPOG_MAS	Labs_V1_Centricity_20190529_20190628.csv					
	5324	MPOG_MAS	Labs_V1_Centricity_20190330_20190628.csv					
	5322	MPOG_MAS	HospitalMortality_V1_Centricity_20190529_20190628.csv					
	5323	MPOG_MAS	Labs_V1_Centricity_20180628_20190628.csv					
	5321	MPOG_MAS	HospitalMortality_V1_Centricity_20190330_20190628.csv					
	5320	MPOG_MAS	HospitalMortality_V1_Centricity_20180628_20190628.csv					
	5319	MPOG_MAS	Diagnoses_V1_Centricity_20190529_20190628.csv					
	5318	MPOG_MAS	Diagnoses_V1_Centricity_20190330_20190628.csv					
	5317	MPOG_MAS	Cases_V1_Centricity_20190529_20190628.csv					
	5316	MPOG_MAS	Cases_V1_Centricity_20190330_20190628.csv	6/28/2019 7:42:18 AM	6/28/2019 7:42:18 AM	(none)	7,955	False
	5315	MPOG_MAS	Cases_V1_Centricity_20180628_20190628.csv	6/28/2019 7:42:18 AM	6/28/2019 7:42:18 AM	(none)	89,575	False
	5314	MPOG_MAS	CaseCrosswalk_V1_Centricity_20190624_20190628.csv	6/28/2019 7:42:18 AM	6/28/2019 7:42:18 AM	(none)	29,332	True
	5313	MPOG_MAS	CaseCrosswalk_V1_Centricity_20190529_20190628.csv	6/28/2019 7:42:18 AM	6/28/2019 7:42:18 AM	(none)	28,802	True

Export as a spreadsheet

**Log Viewer**  
Displays the import, consume, and handoff logs as well as the handoff queue.



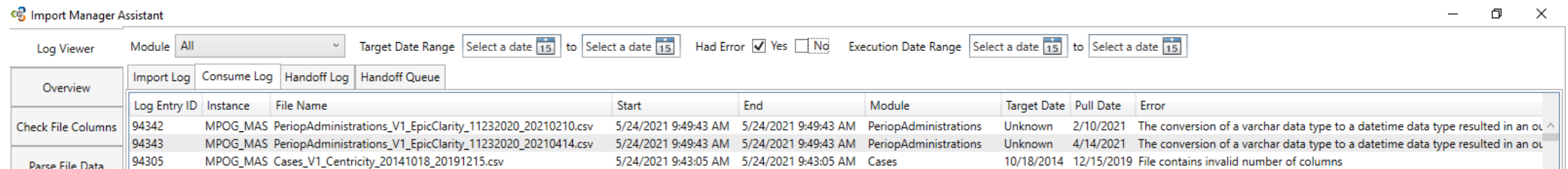
# Log Viewer

- Import Log

- Displays the list of files that have been imported, including those with errors.
- Files with recent errors are likely still present in the folder designated for the Import Utility and will continue to be retried until they are removed or corrected.

- Consume Log

- Displays the list of Modules and Target Dates that have been consumed, including those with errors.
- Errors that have been resolved will still show in the log, but any recent errors may indicate missing data and require attention.



Log Entry ID	Instance	File Name	Start	End	Module	Target Date	Pull Date	Error
94342	MPOG_MAS	PeriopAdministrations_V1_EpicClarity_11232020_20210210.csv	5/24/2021 9:49:43 AM	5/24/2021 9:49:43 AM	PeriopAdministrations	Unknown	2/10/2021	The conversion of a varchar data type to a datetime data type resulted in an out of range error
94343	MPOG_MAS	PeriopAdministrations_V1_EpicClarity_11232020_20210414.csv	5/24/2021 9:49:43 AM	5/24/2021 9:49:43 AM	PeriopAdministrations	Unknown	4/14/2021	The conversion of a varchar data type to a datetime data type resulted in an out of range error
94305	MPOG_MAS	Cases_V1_Centricity_20141018_20191215.csv	5/24/2021 9:43:05 AM	5/24/2021 9:43:05 AM	Cases	10/18/2014	12/15/2019	File contains invalid number of columns

# Log Viewer

- Handoff Log
  - Displays the modules (and corresponding Target Dates) that have been exported to the MPOG\_MAS database(s).
  - Errors that have been resolved will still show in the log, but any recent errors may indicate missing data and require attention.
- Handoff Queue
  - Displays any modules (and corresponding Target Dates) currently queued to be exported to the MPOG\_MAS database(s).
  - The assigned Priority helps indicate why the item was queued:
    - Priority 10 = New Data
    - Priority 20 = Re-Imported Data
    - Priority 30 = New Mappings
    - Priority 50 = Missing from MPOG\_MAS, Reason Unknown
    - Priority 60 = Missing from MPOG\_MAS, Reason Unknown (Patient Level Data)

# Log Viewer

- The filters at the top of the window allow the user to filter by a variety of criteria.

A screenshot of the filter bar in the Log Viewer interface. It contains four main sections: 1. 'Module' with a dropdown menu currently set to 'All'. 2. 'Target Date Range' with two date pickers, both showing '15', separated by the word 'to'. 3. 'Had Error' with two checkboxes, 'Yes' and 'No', both of which are checked. 4. 'Execution Date Range' with two date pickers, both showing '15', separated by the word 'to'.

- *Module*: refers to the type of data.
- *Target date range*: filters the data based on case date of service.
- *Error filtering*: allows the user to view log records with or without errors. Please keep in mind that an error that has occurred may have since been resolved.
- *Execution date range*: filters the data based on date file processing occurred



# Log Viewer

- The Log Viewer is limited to the most recent 10,000 rows from each log; however, exporting the logs as a spreadsheet has no row limit and will display all rows.
- To export the logs, click the “Export as a spreadsheet” button at the bottom of the Import Manager Assistant window.



- Please include this log when contacting MPOG support about any errors encountered during the Import/Consume/Handoff processes.

# Overview

- Provides a color-coded grid representing the current status of files that were imported. The main grid shows the status broken down by module or “data type” (viewed in rows) and date of service month/year (viewed in columns). Each box represents one month of data.

Module	12-16	01-17	02-17	03-17	04-17	05-17	06-17	07-17	08-17	09-17	10-17	11-17	12-17	01-18	02-18	03-18	04-18	05-18	06-18	07-18	08-18	09-18	10-18	11-18	12-18	01-19	02-19	03-19	04-19	05-19	06-19	07-19	08-19	09-19	10-19	11-19	
Cases																																					
Diagnoses																																					
HospitalMortality																																					
Labs																																					
Patients																																					
Payers																																					
PeriopAdministrations																																					
PeriopObservationDetails																																					
PeriopObservations																																					
Procedures																																					
StaffTracking																																					

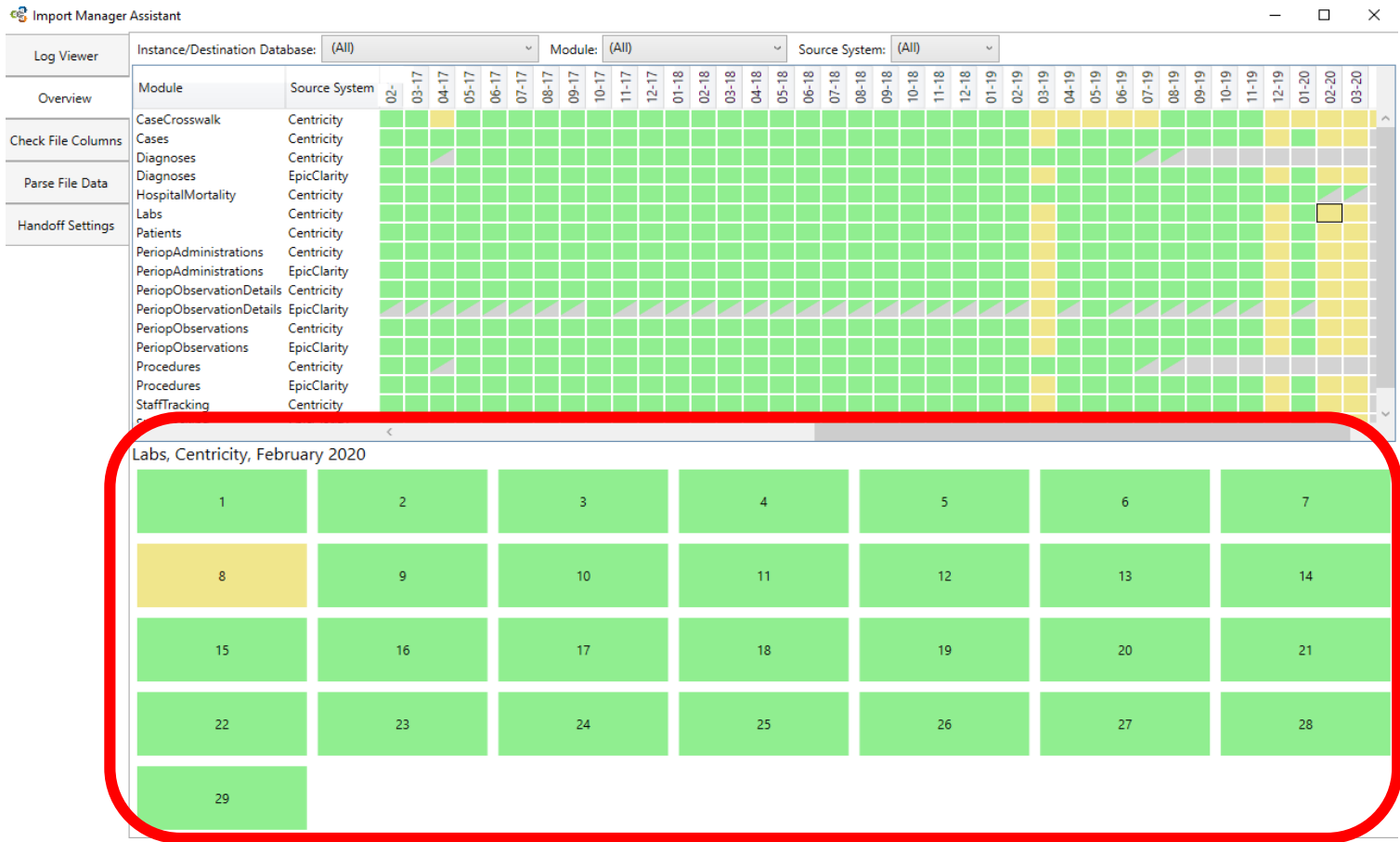
Module	Data Included
Cases	Date of Service Operating Room Admission Type Surgical Service Procedure Text Diagnosis Text Organizations (used to determine which MPOG_MAS database to use)
Diagnoses	Hospital Discharge Diagnosis and Professional Fee Diagnosis Codes
HospitalMortality	Date of Death (in hospital only)
Labs	Formal Labs and Point-of-care Labs
Patients	Patient Name MRN Gender Ethnicity Race
	(continued on next slide)

Module	Data Included
Payers	Insurance and other payer data
PeriopAdministrations	Fluids and Medications
PeriopObservations	Preoperative Notes Intraoperative Notes Monitor Data
Procedures	Professional Fee Procedure Codes Hospital Discharge Procedure Codes
StaffTracking	Staff sign ins/outs and role (eg attending)

## The color of each box indicates the data status within each month:

- **Green**- indicates data that has successfully completed all Import Manager steps. If every day of the month has successfully completed processing, display green
- **Yellow**- indicates data that has successfully completed some steps, but still has further steps to complete. If there are not any errors but data is still being processed for one or more days, display yellow.
- **Red**- indicates one or more errors. If there are any errors for any day that month, display the month as red.
- **Grey**- indicates missing data. If there are not any errors, no data is being processed, but there are one or more days without any data, display grey.
- **Green/Grey**- indicates that there is partial missing data. Some days may be green and some may be grey.

Clicking on any box will show the status of that module per day of that month.





- Select any day of the month to reveal the breakdown by source system.
- The source system information will tell you from where the data was extracted from (electronic health record, billing software, etc.).
- You can also see more details about where/what errors may have occurred.
- The status column will show where the data currently is in the transfer process.

Cases, Centricity, May 2017

1	2	3	4	5	6	7
8	9	10	11	12	13	14
15	16	17	18	19	20	21
22	23	24	25	26	27	28
29	30	31				

Details for 5/11/2017

Instance	Destination Database	Status	Last Import	Last Consume	Last Handoff	Queued for Handoff	Import Error	Consume Error	Handoff Error
MPOG_MAS	MPOG_MAS	Complete	8/30/2019 8:12:18 PM	9/1/2019 1:04:45 PM	9/5/2019 7:32:47 AM	Not queued	(none)	(none)	(none)

Log Viewer

Overview

Check File Columns

Parse File Data

Handoff Settings

Instance: AIMS (ID: 0) File Name: PeriopAdministrations\_V1\_Epic\_20180101\_20180101.csv

Check Columns

Line	Actual Columns	Expected Columns
1,1,,5185,Propofol Bolus ,MG,MG,IV,IV,2018-07-27 09:33:07.000,,0,50,,2018-07-27 09:33:11.677,,	17	18
1,1,,,4062,Rocuronium ,MG,MG,IV,IV,2018-07-27 08:49:31.000,0,10,,2018-07-27 08:49:34.223,,	19	18

# Check File Columns

can be useful for checking which rows in a particular file contain too many or too few columns.

Import Manager Assistant

Log Viewer Module: All Target Date Range: Select a date 15 to Select a date 15 Had Error ☒ Yes ☒ No Execution Date Range: Select a date 15 to Select a date 15

Overview Import Log Consume Log Handoff Log Handoff Queue

Log Entry ID	Instance	File Name	Start	End	Error	File Size (Bytes)	Is MultiDate
37766	MPOG_MAS	StaffTracking_V1_EpicClarity_09102018_20190910.csv	9/10/2019 8:12:23 AM	9/10/2019 8:12:23 AM	(none)	118,462	True
37765	MPOG_MAS	StaffTracking_V1_EpicClarity_06122019_20190910.csv	9/10/2019 8:12:23 AM	9/10/2019 8:12:23 AM	(none)	130,097	True
37764	MPOG_MAS	Procedures_V1_EpicClarity_20190612_20190910.csv	9/10/2019 8:12:23 AM	9/10/2019 8:12:23 AM	(none)	7,588,584	False
37763	MPOG_MAS	Procedures_V1_EpicClarity_20180910_20190910.csv	9/10/2019 8:12:23 AM	9/10/2019 8:12:23 AM	(none)	8,202,235	False
37762	MPOG_MAS	PeriopObservations_V1_EpicClarity_09102018_20190910.csv	9/10/2019 8:12:22 AM	9/10/2019 8:12:23 AM	(none)	22,821,590	True
37761	MPOG_MAS	PeriopObservationDetails_V1_EpicClarity_09102018_20190910.csv	9/10/2019 8:12:22 AM	9/10/2019 8:12:22 AM	(none)	5,978	True
37760	MPOG_MAS	PeriopObservationDetails_V1_EpicClarity_06122019_20190910.csv	9/10/2019 8:12:22 AM	9/10/2019 8:12:22 AM	(none)	14,986	True
37759	MPOG_MAS	PeriopAdministrations_V1_EpicClarity_09102018_20190910.csv	9/10/2019 8:12:22 AM	9/10/2019 8:12:22 AM	(none)	698,103	True
37758	MPOG_MAS	Diagnoses_V1_EpicClarity_20190612_20190910.csv	9/10/2019 8:12:20 AM	9/10/2019 8:12:22 AM	(none)	12,734,287	False
37757	MPOG_MAS	Diagnoses_V1_EpicClarity_20180910_20190910.csv	9/10/2019 8:12:18 AM	9/10/2019 8:12:20 AM	(none)	13,831,066	False
37756	MPOG_MAS	StaffTracking_V1_EpicClarity_09062019_20190910.csv	9/10/2019 7:42:55 AM	9/10/2019 7:42:55 AM	(none)	119,527	True
37755	MPOG_MAS	StaffTracking_V1_EpicClarity_08112019_20190910.csv	9/10/2019 7:42:55 AM	9/10/2019 7:42:55 AM	(none)	11,110	True
37754	MPOG_MAS	StaffTracking_V1_Centricity_20190906_20190910.csv	9/10/2019 7:42:55 AM	9/10/2019 7:42:55 AM	(none)	11,110	True
37753	MPOG_MAS	StaffTracking_V1_Centricity_20190811_20190910.csv	9/10/2019 7:42:55 AM	9/10/2019 7:42:55 AM	(none)	11,110	True
37752	MPOG_MAS	StaffTracking_V1_Centricity_20190612_20190910.csv	9/10/2019 7:42:55 AM	9/10/2019 7:42:55 AM	(none)	11,110	True
37751	MPOG_MAS	StaffTracking_V1_Centricity_20180910_20190910.csv	9/10/2019 7:42:55 AM	9/10/2019 7:42:55 AM	(none)	11,110	True
37750	MPOG_MAS	Procedures_V1_EpicClarity_20190906_20190910.csv	9/10/2019 7:42:55 AM	9/10/2019 7:42:55 AM	(none)	11,110	True
37749	MPOG_MAS	Procedures_V1_EpicClarity_20190811_20190910.csv	9/10/2019 7:42:55 AM	9/10/2019 7:42:55 AM	(none)	11,110	True
37748	MPOG_MAS	PeriopObservations_V1_EpicClarity_09062019_20190910.csv	9/10/2019 7:42:53 AM	9/10/2019 7:42:53 AM	(none)	3,725,850	True
37747	MPOG_MAS	PeriopObservations_V1_EpicClarity_08112019_20190910.csv	9/10/2019 7:42:52 AM	9/10/2019 7:42:53 AM	(none)	27,391,751	True
37746	MPOG_MAS	PeriopObservations_V1_EpicClarity_06122019_20190910.csv	9/10/2019 7:42:52 AM	9/10/2019 7:42:53 AM	(none)	157,523,220	False
37745	MPOG_MAS	PeriopObservations_V1_Centricity_20190612_20190910.csv	9/10/2019 7:42:44 AM	9/10/2019 7:42:52 AM	(none)	155,380,714	False
37744	MPOG_MAS	PeriopObservations_V1_Centricity_20180910_20190910.csv	9/10/2019 7:42:35 AM	9/10/2019 7:42:44 AM	(none)	8,425	True
37743	MPOG_MAS	PeriopObservationDetails_V1_EpicClarity_09062019_20190910.csv	9/10/2019 7:42:35 AM	9/10/2019 7:42:35 AM	(none)	440	True
37742	MPOG_MAS	PeriopObservationDetails_V1_EpicClarity_08112019_20190910.csv	9/10/2019 7:42:35 AM	9/10/2019 7:42:35 AM	(none)	1,350,688	False
37741	MPOG_MAS	PeriopObservationDetails_V1_Centricity_20190612_20190910.csv	9/10/2019 7:42:35 AM	9/10/2019 7:42:35 AM	(none)	1,236,711	False
37740	MPOG_MAS	PeriopObservationDetails_V1_Centricity_20180910_20190910.csv	9/10/2019 7:42:35 AM	9/10/2019 7:42:35 AM	(none)	302,807	True
37739	MPOG_MAS	PeriopAdministrations_V1_EpicClarity_08112019_20190910.csv	9/10/2019 7:42:35 AM	9/10/2019 7:42:35 AM	(none)	867,432	True
37738	MPOG_MAS	PeriopAdministrations_V1_EpicClarity_06122019_20190910.csv	9/10/2019 7:42:35 AM	9/10/2019 7:42:35 AM	(none)	914,193	False
37737	MPOG_MAS	PeriopAdministrations_V1_Centricity_20190612_20190910.csv	9/10/2019 7:42:35 AM	9/10/2019 7:42:35 AM	(none)	855,117	False
37736	MPOG_MAS	PeriopAdministrations_V1_Centricity_20180910_20190910.csv	9/10/2019 7:42:35 AM	9/10/2019 7:42:35 AM	(none)	75,769	False
37735	MPOG_MAS	Patients_V1_Centricity_20180910_20190910.csv	9/10/2019 7:42:25 AM	9/10/2019 7:42:35 AM	(none)	213,032,638	False
37734	MPOG_MAS	Labs_V1_Centricity_20190612_20190910.csv	9/10/2019 7:42:19 AM	9/10/2019 7:42:25 AM	(none)	189,299,189	False
37733	MPOG_MAS	Labs_V1_Centricity_20180910_20190910.csv	9/10/2019 7:42:19 AM	9/10/2019 7:42:25 AM	(none)	680	False
37732	MPOG_MAS	HospitalMortality_V1_Centricity_20190612_20190910.csv	9/10/2019 7:42:19 AM	9/10/2019 7:42:19 AM	(none)	680	False

Export as a spreadsheet

File names can be obtained by copying and pasting them from the **Log Viewer** tab. To do so, right click on any file name and click "Copy".



Import Manager Assistant

Log Viewer

Instance: MPOG\_MAS (ID: 0)

File Name: PeriopAdministrations\_V1\_Centricity\_20190617\_20190709.csv

Parse File Data

Overview

Check File Columns

Parse File Data

Handoff Settings

AdminID	CaseID	Phaseof_Care_ID	Phaseof_Care_Name	AdminType_ID	AdminType_Name	UnitID	UnitName	RouteID	RouteName	DoseStart_Time	DoseEnd_Time
				6730	Milrinone Load	MG	MG	IV	IV	2019-06-17 12:20:22.000	
				6741	Milrinone Infusion	MCG/KG/MIN	MCG/KG/MIN			2019-06-17 12:20:35.000	2019-06-17 12:25:37.0
				39462	Norepinephrine (Levophed) (bolus)	MCG	MCG	IV	IV	2019-06-17 12:19:00.000	
				39462	Norepinephrine (Levophed) (bolus)	MCG	MCG	IV	IV	2019-06-17 12:21:17.000	
				21064	Diphenhydramine 50 mg	MG	MG	IVP	IVP	2019-06-17 12:23:01.000	
				39449	Famotidine (Pepcid)	MG	MG	IV	IV	2019-06-17 12:23:08.000	
				3416	Epinephrine	MCG	MCG	IV	IV	2019-06-17 12:24:51.000	
				21090	Hydrocortisone 100 mg	MG	MG	IVP	IVP	2019-06-17 12:23:16.000	
				5858	Calcium Chloride MG IV	MG	MG	IV	IV	2019-06-17 12:25:24.000	
				6741	Milrinone Infusion	MCG/KG/MIN	MCG/KG/MIN			2019-06-17 12:25:37.000	2019-06-17 13:00:47.0
				7370	Sodium Bicarbonate	MEQ	MEQ	IV	IV	2019-06-17 12:25:44.000	
				3416	Epinephrine	MCG	MCG	IV	IV	2019-06-17 12:32:23.000	
				6045	Epinephrine	MCG/KG/MIN	MCG/KG/MIN			2019-06-17 12:34:08.000	2019-06-17 13:00:44.0
				3416	Epinephrine	MCG	MCG	IV	IV	2019-06-17 12:33:00.000	
				3416	Epinephrine	MCG	MCG	IV	IV	2019-06-17 12:35:00.000	
				6934	Protamine	MG	MG	IV	IV	2019-06-17 12:39:19.000	
				6752	Norepinephrine	MCG/KG/MIN	MCG/KG/MIN			2019-06-17 12:41:31.000	2019-06-17 13:17:54.0
				5858	Calcium Chloride MG IV	MG	MG	IV	IV	2019-06-17 12:50:41.000	
				6934	Protamine	MG	MG	IV	IV	2019-06-17 12:54:52.000	
				5858	Calcium Chloride MG IV	MG	MG	IV	IV	2019-06-17 12:57:29.000	
				6135	Insulin, Regular Bolus	UNITS	UNITS	IV	IV	2019-06-17 12:57:34.000	
				6045	Epinephrine	MCG/KG/MIN	MCG/KG/MIN			2019-06-17 13:00:44.000	2019-06-17 15:47:27.0
				6741	Milrinone Infusion	MCG/KG/MIN	MCG/KG/MIN			2019-06-17 13:00:47.000	2019-06-17 15:47:27.0
				6752	Norepinephrine	MCG/KG/MIN	MCG/KG/MIN			2019-06-17 13:17:54.000	2019-06-17 13:31:11.0
										2019-06-17 14:02:35.0	
										2019-06-17 14:48:40.0	
										2019-06-17 14:11:33.0	
										2019-06-17 14:56:46.0	
										2019-06-17 15:47:27.0	
										2019-06-17 15:47:27.0	
				46681	Sugammadex	MG	MG	IV	IV	2019-06-17 15:46:33.000	
				3207	Fentanyl	MCG	MCG	IVP	IVP	2019-06-17 12:19:16.000	
				5590	Lidocaine MG IV	MG	MG	IV	IV	2019-06-17 12:23:37.000	
				5185	Propofol Bolus	MG	MG	IV	IV	2019-06-17 12:24:25.000	

## Parse File Data

Allows the user to see the contents of an imported file. To find a file name, use the Log Viewer to look at either the import log or the consume log. To copy a file name, right click on it and select "Copy".

Import Manager Assistant

Log Viewer

Destination Database: MPOG\_MAS

Lab Linking: CaseLinked

Billing Tolerance in Minutes

Overview

Check File Columns

Parse File Data

Handoff Settings

# Handoff Settings

- Lab linking refers to which labs are included in a given target date.
  - CaseLinked should be used if all labs for the patients that had a case that day were pulled.
  - DateLinked should be used if all labs taken that day are included in the file.
- Billing tolerance in minutes adjusts how close timing of a billing code and a case start time can be to be considered a match.

Do **NOT** change these values without consulting MPOG staff