



# Data Review: Case Validation



# Case Validation Overview

- Case validation is used along with Data Diagnostics (see Module: Data Review – Data Diagnostics) to ensure data accuracy
- Ensures that the data extracted into MPOG matches the original EHR documentation utilizing the MPOG Case Validation application
- Allows for detection of data issues at an individual case level that may not be visible using data diagnostics
- Series of standard questions are used to validate case information

# Case Validation Overview

- A variety of cases should be sampled
  - For example, if your institution has cardiac surgery, orthopedic surgery, obstetrics/gynecologic surgery, vascular surgery, and transplant surgery, then you should review a case for every service
- Emergent cases should be validated as the data for an emergent case may not always extract in the same way a scheduled case does.
- After a few months, you may see trends in issues with mapping.

# Case Validation Overview

- Based upon initial review and with help from an MPOG Informatics Specialist, you will decide how to select future cases for review.
- For example, you may find that there is a trend in issues with mapping for cardiac procedures. In this case, you will want to place emphasis on reviewing cardiac cases for a few months until the data issue is resolved.

# Requirements

## BCBS Funded sites

- MPOG requires review of 5 cases per month for at least 6 months prior to initial MPOG Central upload
- All historical data should be validated with a minimum of 5 case validations completed per month.
- Required to validate 5 cases per month prior to uploading to MPOG central each month

## Non-funded sites

- MPOG requires review of 5 cases per month for 6 months before initial upload.
- All historical data should be validated with a minimum of 5 case validations completed per month but can be completed after initial upload if Data Diagnostics are accurate throughout.
- Required to validate 5 cases per month prior to each upload to MPOG Central

# Accessing Case Validation



# Case Validation App

- The left side of window displays 4 options for how you can select and open a case.
- The right side of the window displays the number of cases that have been reviewed historically for each month.
- Green indicates that the required number of cases per month have been reviewed.

**Case Validation**

☒ Pick case by MRN and date

Patient MRN

Date of Operation

☐ Pick case by case ID

MPOG Case ID

☐ Pick random unreviewed case

Time Period  0 / 5

Service Type

Location

☐ Pick already reviewed case

Reviewed Cases

Month	Status
2022-05	0 / 5
2022-04	5 / 5
2022-03	5 / 5
2022-02	5 / 5
2022-01	5 / 5
2021-12	5 / 5
2021-11	1 / 5
2021-10	5 / 5
2021-09	10 / 5
2021-08	10 / 5
2021-07	10 / 5
2021-06	10 / 5
2021-05	11 / 5

# Pick a Case for Review

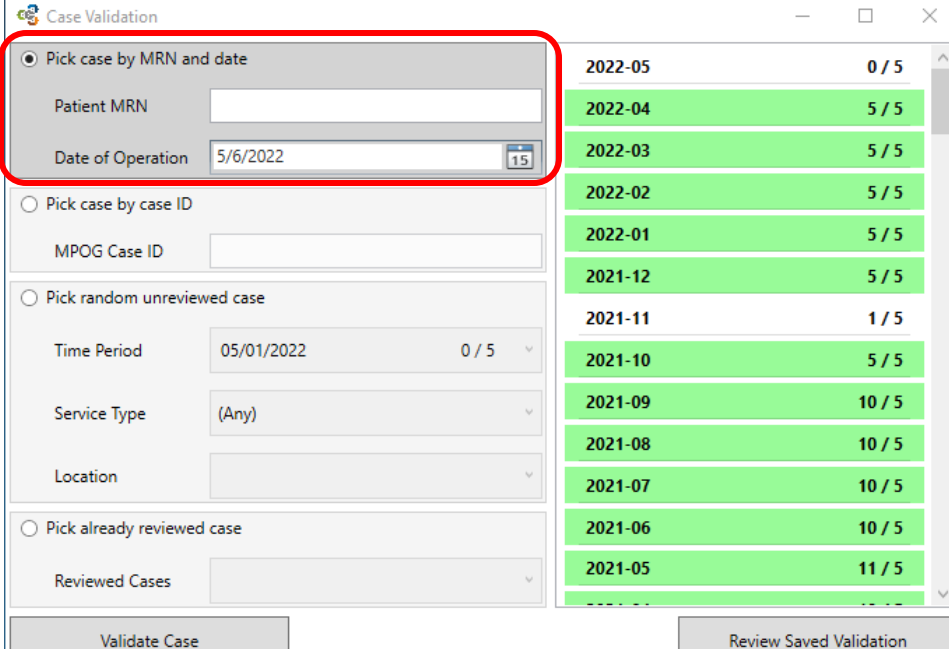
- 4 Options
  - Pick case by MRN and date
  - Pick case by MPOG case ID
  - Pick random unreviewed case
  - Pick already reviewed case

Date	Count
2022-05	0 / 5
2022-04	5 / 5
2022-03	5 / 5
2022-02	5 / 5
2022-01	5 / 5
2021-12	5 / 5
2021-11	1 / 5
2021-10	5 / 5
2021-09	10 / 5
2021-08	10 / 5
2021-07	10 / 5
2021-06	10 / 5
2021-05	11 / 5



# Pick a Case for Review: Select by MRN and Date

- Click the dial next to “Pick case by MRN and date.” Both MRN and Date of Operation are required for this type of case selection method. Click “Validate Case”
- The Case Validation screen should display. You would typically verify that the patient MRN & Date of Operation are the same as the case you were initially trying to select and then begin case validation.



Case Validation

☒ Pick case by MRN and date

Patient MRN

Date of Operation

☐ Pick case by case ID

MPOG Case ID

☐ Pick random unreviewed case

Time Period  0 / 5

Service Type

Location

☐ Pick already reviewed case

Reviewed Cases

Validate Case

Review Saved Validation

2022-05	0 / 5
2022-04	5 / 5
2022-03	5 / 5
2022-02	5 / 5
2022-01	5 / 5
2021-12	5 / 5
2021-11	1 / 5
2021-10	5 / 5
2021-09	10 / 5
2021-08	10 / 5
2021-07	10 / 5
2021-06	10 / 5
2021-05	11 / 5

# Pick a Case for Review: Select by Case ID

- Click the dial next to “Pick case by case ID.” Enter MPOG Case ID. Click “Verify Case”
- The Case Validation screen should display. Typically, you would verify that the MPOG Case ID is the same as the case you were initially trying to select and then begin case validation.

Case Validation

☐ Pick case by MRN and date

Patient MRN

Date of Operation

☒ Pick case by case ID

MPOG Case ID

☐ Pick random unreviewed case

Time Period  0 / 5

Service Type

Location

☐ Pick already reviewed case

Reviewed Cases

2022-05	0 / 5
2022-04	5 / 5
2022-03	5 / 5
2022-02	5 / 5
2022-01	5 / 5
2021-12	5 / 5
2021-11	1 / 5
2021-10	5 / 5
2021-09	10 / 5
2021-08	10 / 5
2021-07	10 / 5
2021-06	10 / 5
2021-05	11 / 5

# Pick random unreviewed case

- Click the dial next to “Pick random unreviewed case.”

**Case Validation**

☐ Pick case by MRN and date

Patient MRN

Date of Operation

☐ Pick case by case ID

MPOG Case ID

☒ Pick random unreviewed case

Time Period  0 / 5

Service Type

Location

☐ Pick already reviewed case

Reviewed Cases

Month	Count
2022-05	0 / 5
2022-04	5 / 5
2022-03	5 / 5
2022-02	5 / 5
2022-01	5 / 5
2021-12	5 / 5
2021-11	1 / 5
2021-10	5 / 5
2021-09	10 / 5
2021-08	10 / 5
2021-07	10 / 5
2021-06	10 / 5
2021-05	11 / 5

# Pick random unreviewed case

- Choose the date range

The screenshot shows the 'Case Validation' window with the following sections:

- Pick case by MRN and date:** Includes fields for 'Patient MRN' and 'Date of Operation' (5/6/2022).
- Pick case by case ID:** Includes a field for 'MPOG Case ID' with a red border around the placeholder text '00000000-0000-0000-0000-000000000000'.
- Pick random unreviewed case (Selected):** Includes a 'Time Period' dropdown menu with a list of dates from 03/01/2021 to 05/01/2022. The '05/01/2022' option is highlighted.
- Pick already reviewed:** Includes a 'Reviewed Cases' section with a list of dates and counts.
- Buttons:** 'Validate Case' and 'Review Saved Validation'.

On the right side of the window, there is a summary table showing the status of cases for each month:

Month	Status
2022-05	0 / 5
2022-04	5 / 5
2022-03	5 / 5
2022-02	5 / 5
2022-01	5 / 5
2021-12	5 / 5
2021-11	1 / 5
2021-10	5 / 5
2021-09	10 / 5
2021-08	10 / 5
2021-07	10 / 5
2021-06	10 / 5
2021-05	11 / 5

# Pick random un-reviewed case

- Select a surgical service from the dropdown menu
  - Choose cases from different service types. Validating a variety of different type cases will give you a bigger picture of how your data looks

**Case Validation**

☐ Pick case by MRN and date

Patient MRN:

Date of Operation:

☐ Pick case by case ID

MPOG Case ID:

☒ Pick random un-reviewed case

Time Period:  0 / 5

Service Type:

Location:

☐ Pick already reviewed

Reviewed Cases:

Month	Reviewed	Total
2022-05	0	5
2022-04	5	5
2022-03	5	5
2022-02	5	5
2022-01	5	5
2021-12	5	5
2021-11	1	5
2021-10	5	5
2021-09	10	5

Service Type	Reviewed	Total
(Any)	0	1422
Cardiac	0	35
Colorectal	0	3
Dentistry	0	4
General	0	24
Medical - cardiology	0	60
Medical - gastroenterology	0	67
Medical - hematology/oncology	0	18
Medical - pulmonology	0	3
Neurosurgery	0	42
Obstetrics	0	1
Obstetrics / Gynecology	0	69
Ophthalmology	0	155
Oral / Maxillofacial	0	17
Orthopedics	0	95
Otolaryngology	0	107
Pediatric Cardiac Surgery	0	13
Pediatric Gastroenterology	0	20

# Pick random un-reviewed case

- Optional: select a location from the dropdown menu
  - This will allow you to validate cases at different locations based on your location mapping and will be especially helpful for institutions that have more than one site on the same instance of Import Manager.
  - Location Mapping must be completed before this filter is available (see Module: Getting Started - Location Mapping).
- Select “Validate Case” at the bottom of the screen

Date	Reviewed	Total
2022-05	0 / 5	
2022-04	5 / 5	
2022-03	5 / 5	
2022-02	5 / 5	
2022-01	5 / 5	
2021-12	5 / 5	
2021-11	1 / 5	
2021-10	5 / 5	
2021-09	10 / 5	
2021-08	10 / 5	
2021-07	10 / 5	

Location	Reviewed	Total
University of Michigan Health System	0	1421
Ambulatory Care	0	408
Brianwood Medical Group	0	6
Brighton Health Center	0	125
East Ann Arbor Health and Geriatrics Center	0	139
Kellogg Eye Center	0	138
Livonia Health Center	0	0
Ann Arbor - Main	0	1013
C. S. Mott Children's Hospital	0	281
Comprehensive Cancer Center ORs	0	0
Frankel Cardiovascular Center	0	127
University Hospital	0	546
Von Voigtlander Women's Hospital	0	59

# Pick a Case for Review: Picking an Already Reviewed Case

- Click the dial next to “Pick an already reviewed case.”
- Select a case from the dropdown menu. The date of operation and procedure type will display.
- Select “Validate Case” at the bottom of the screen.
- The Case Validation screen should display. At this point, you would verify that the case selected matches the case type that displays in the validator and begin case validation.

The screenshot shows the 'Case Validation' window. The 'Pick already reviewed case' radio button is selected. The 'Reviewed Cases' dropdown menu is open, displaying a list of cases with their dates and descriptions. The 'Validate Case' button is visible at the bottom left of the window.

Year	Count
2022-05	0 / 5
2022-04	5 / 5
2022-03	5 / 5
2022-02	5 / 5
2022-01	5 / 5
2021-12	5 / 5
2021-11	1 / 5
2021-10	5 / 5
2021-09	10 / 5
2021-08	10 / 5
2021-07	10 / 5
2021-06	10 / 5
2021-05	11 / 5

Date	Procedure
01/12/2015	LEFT HARDWARE REMOVAL TIBIA OR FIBULA
01/13/2015	LAPAROSCOPIC TOTAL COLECTOMY WITH ENDORECTAL PULL THROUGH
01/19/2015	MIDLINE BRONCHOSCOPY - RIGI MIDLINE TRACHEOSTOMY MIDLINE BRONCHOSCOPY - FLEXIBLE
01/19/2015	RIGHT URETEROSCOPY WITH LASER LITHOTRIPS RIGHT CYSTOSCOPY WITH URETERAL STENT PLACEMENT
01/22/2015	MIDLINE MYELOMENINGOCELE REPAIR MIDLINE MYELOMENINGOCELE REPAIR
02/05/2015	BILATERAL BRONCHOSCOPY - FLEXIBLE
02/11/2015	LEFT WIRE LOCALIZATION BREAST BIOPSY
02/18/2015	RIGHT L AND D BREAST

# Case Validation

- Select a case using one of the previously described options
- The Case Validation questionnaire will display. For the purpose of this training exercise, PHI was removed.

The screenshot shows the 'MPOG Case Validation Utility' window. It has a title bar with standard window controls. The main content is divided into sections. The first section, 'Case Lookup Information', contains input fields for 'Patient MRN:', 'Date of Operation:', and 'MPOG Case ID:'. To the right of these fields is a button labeled 'Open Case in MPOG Case Viewer'. Below this is the 'Questions for Validation' section, which is organized into three collapsible categories: 'Case Information', 'Preop', and 'Perioperative Times'. Each category has a header bar with a minus icon, a title, a time restriction, and a link to 'Add comments here'. The 'Case Information' category is expanded, showing several validation questions with 'Correct' and 'Incorrect' checkboxes. Some questions have a blue information icon. The 'Preop' category is also expanded, showing one question. The 'Perioperative Times' category is partially visible. At the bottom of the window are three buttons: 'Save As Image', 'Save Answers', and 'Cancel'.

Case Information	No Time Restriction	Add comments here
Was the patient's name	<input type="checkbox"/> Correct <input type="checkbox"/> Incorrect	
Was the patient's age at the time of operation	<input type="checkbox"/> Correct <input type="checkbox"/> Incorrect	
Is the admission type correctly mapped as 'Outpatient'?	<input type="checkbox"/> Correct <input type="checkbox"/> Incorrect	
Was the ASA physical status of the patient 'ASA 1E'?	<input checked="" type="checkbox"/> Correct <input type="checkbox"/> Incorrect	
Is the following procedure description correct? LEFT LID LACERATION REPAIR, LEFT RUPTURED GLOBE REPAIR	<input type="checkbox"/> Correct <input type="checkbox"/> Incorrect	
Was this procedure performed in procedure room	<input type="checkbox"/> Correct <input type="checkbox"/> Incorrect	
Are the following tags correct for procedure room Facility type - Acute care hospital Other - Mixed use operating room	<input type="checkbox"/> Correct <input type="checkbox"/> Incorrect	
Is the primary procedure service correctly mapped as 'Oral / Maxillofacial'?	<input type="checkbox"/> Correct <input type="checkbox"/> Incorrect	

Preop	From 4 Hours Before Anesthesia Start to Anesthesia Start	Add comments here
Was AACD Patient Available Date/Time (Preop Start) at 10:21?	<input checked="" type="checkbox"/> Correct <input type="checkbox"/> Incorrect	

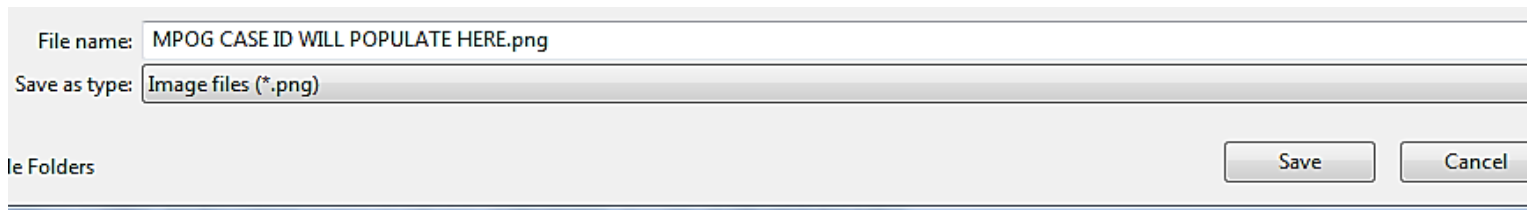
Perioperative Times	From 4 Hours Before Anesthesia Start to Anesthesia End + 6 Hours	Add comments here
Was anesthesia start at '2021-11-20 11:53'?	<input checked="" type="checkbox"/> Correct <input type="checkbox"/> Incorrect	
Was surgical incision at '2021-11-20 12:27'?	<input checked="" type="checkbox"/> Correct <input type="checkbox"/> Incorrect	

Save As Image      Save Answers      Cancel




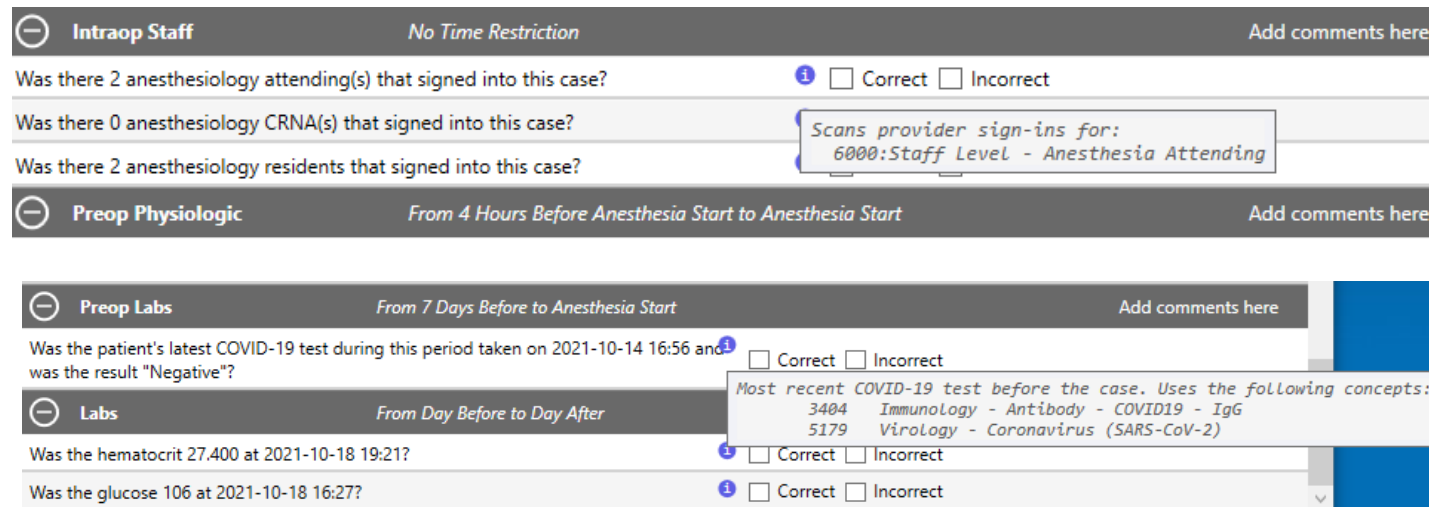
# Case Validation

- You must answer every question with 'Correct' or 'Incorrect' unless there is no data in which case the row for the question is highlighted in red.
- Compare questions against EHR. Please add comments as needed to explain any discrepancies.
- For issues that need follow-up from the site technical team or coordinating center, the "Save As Image" button is available to save a screenshot of the case. **PHI will automatically be eliminated from the screenshot.**
- A window will display asking you to save the image. The MPOG Case ID will automatically populate the File Name. Choose a file location where you will be able to access again. Click 'Save




# Case Validation

- Tooltips are available by hovering over the . Tooltips provide more information regarding which concepts the question uses
  - The Preop Labs section looks for COVID-19 test results only
  - The Labs section looks for Hematocrit and Glucose results only



**Intraop Staff** *No Time Restriction* [Add comments here](#)


Was there 2 anesthesiology attending(s) that signed into this case?  ☐ Correct ☐ Incorrect

Was there 0 anesthesiology CRNA(s) that signed into this case?


Was there 2 anesthesiology residents that signed into this case?


**Preop Physiologic** *From 4 Hours Before Anesthesia Start to Anesthesia Start* [Add comments here](#)

**Preop Labs** *From 7 Days Before to Anesthesia Start* [Add comments here](#)

Was the patient's latest COVID-19 test during this period taken on 2021-10-14 16:56 and was the result "Negative"?  ☐ Correct ☐ Incorrect

**Labs** *From Day Before to Day After* [Add comments here](#)

Was the hematocrit 27.400 at 2021-10-18 19:21?  ☐ Correct ☐ Incorrect

Was the glucose 106 at 2021-10-18 16:27?  ☐ Correct ☐ Incorrect

*Scans provider sign-ins for:*  
6000:Staff Level - Anesthesia Attending

*Most recent COVID-19 test before the case. Uses the following concepts:*  
3404 Immunology - Antibody - COVID19 - IgG  
5179 Virology - Coronavirus (SARS-CoV-2)

# Case Validation

- May need 3-4 programs open at a time to verify the data in the MPOG case validator “matches” the information present in the hospital Anesthesia Information Management System (AIMS)
- It is recommended reviewers have 2 monitors/screens available for use
- Most likely will need intra-op record open on one screen and the MPOG case validator on the other
- The source of truth varies per institution depending on the electronic documenting system

# Case Validation

- For example: At the University of Michigan Health System, multiple systems are used for case validation:
  - Centricity contains the Intra-op record, Anesthesia H&P, Case details.
  - Epic: Inpatient record, used for validation preop medications and admission status
  - Carelink: Previous EHR used for validating cases pre-dating Epic implementation.

# Case Validation

- It may be useful to open the Case Viewer within the MPOG Suite to assist in the case review.
- To access from the Case Validation Utility screen, click on the 'Open Case in MPOG Case Viewer' tab at the top right hand of the screen. For further details on the Case Viewer, refer to the module Data Review: Case Viewer.



MPOG Case Validation Utility

**Case Lookup Information**

Patient MRN:

Date of Operation:

MPOG Case ID:

**Open Case in MPOG Case Viewer**

**Questions for Validation**

Case Information No Time Restriction

Enter Comments Below Here

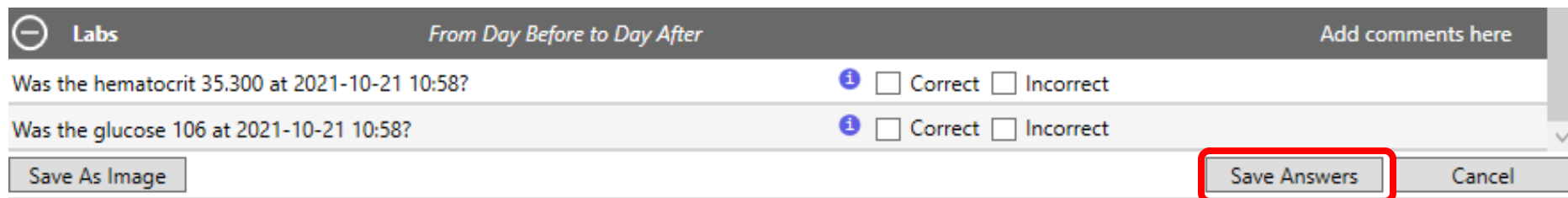
# Case Validation

- If a case is missing information in the MPOG database for any reason, the case validator will highlight the row for that question in red and will not gray out the correct/incorrect checkboxes.
- If multiple cases seem to be missing the same type of data, note the MPOG case IDs. This can indicate an extract issue or a documentation issue- discuss with the MPOG Informatics Specialist to identify next steps. See example below.

Is the admission type correctly mapped as 'Inpatient'?	<input type="checkbox"/> Yes <input type="checkbox"/> No
Was the ASA physical status of the patient 'NOT FOUND'?	<input checked="" type="checkbox"/> Yes <input checked="" type="checkbox"/> No
Is the following procedure description correct? ESOPHAGOGASTRODUODENOSCOPY WITH FOREIGN BODY REMOVAL	<input type="checkbox"/> Yes <input type="checkbox"/> No
Was this procedure performed in procedure room 'M-PR 01'?	<input type="checkbox"/> Yes <input type="checkbox"/> No
Are the following tags correct for procedure room 'M-PR 01'? Facility type - Acute care hospital Other - Mixed use operating room Other - Pediatric Service specific room - Endoscopy	<input type="checkbox"/> Yes <input type="checkbox"/> No
Is the primary procedure service correctly mapped as 'Medical - gastroenterology'?	<input type="checkbox"/> Yes <input type="checkbox"/> No
<b>Preop</b> No Time Restriction Add comments here	
Nothing found	
<b>Perioperative Times</b> No Time Restriction Add comments here	
Was anesthesia start at 'NOT FOUND'?	<input checked="" type="checkbox"/> Yes <input checked="" type="checkbox"/> No
Was surgical incision at 'NOT FOUND'?	<input checked="" type="checkbox"/> Yes <input checked="" type="checkbox"/> No
Was the patient transferred somewhere other than the recovery room?	<input type="checkbox"/> Yes <input type="checkbox"/> No
Was anesthesia end at 'NOT FOUND'?	<input checked="" type="checkbox"/> Yes <input checked="" type="checkbox"/> No
<b>Intraop Staff</b> No Time Restriction Add comments here	

# Case Validation

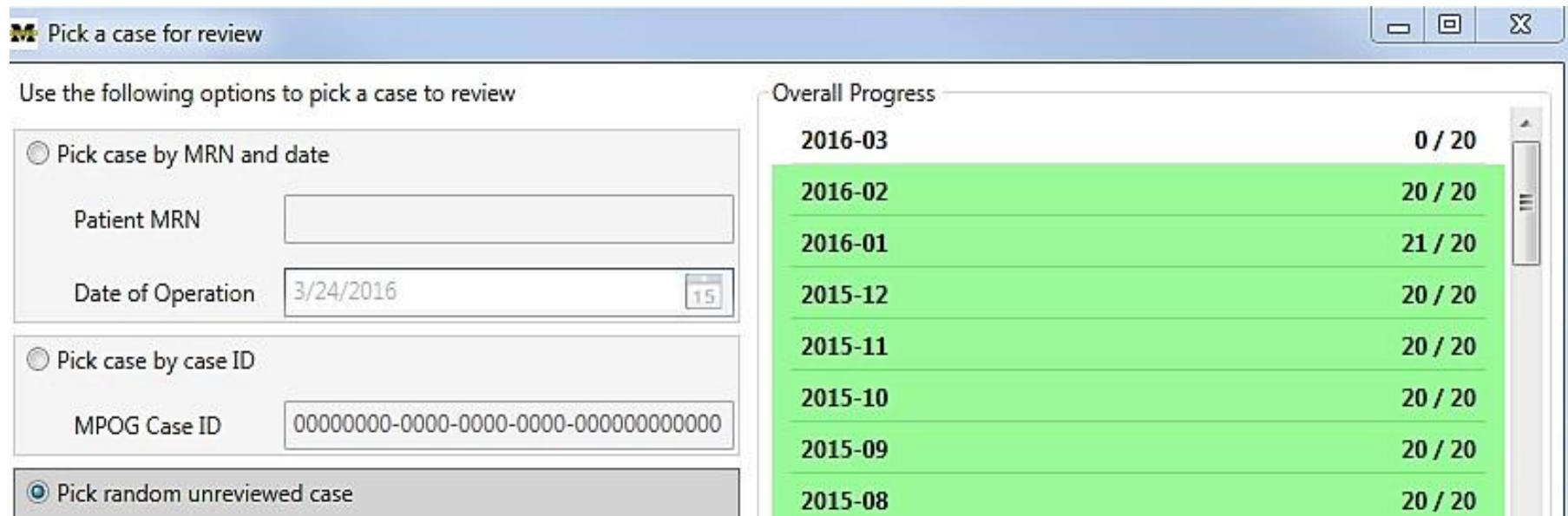
- After all questions are answered for the selected case, click the “Save Answers” button in the bottom right corner of the screen.
- Once the case has been submitted, there is no way to go back and make changes to the form.
- Once the case is open, you must complete it as the information will not be saved if the case is closed before submitting.



The screenshot shows a user interface for case validation. At the top, there is a header bar with a back arrow, the word "Labs", the text "From Day Before to Day After", and "Add comments here". Below the header, there are two questions, each with an information icon (i) and two checkboxes labeled "Correct" and "Incorrect". The first question is "Was the hematocrit 35.300 at 2021-10-21 10:58?". The second question is "Was the glucose 106 at 2021-10-21 10:58?". At the bottom left, there is a "Save As Image" button. At the bottom right, there are two buttons: "Save Answers" (which is highlighted with a red box) and "Cancel".

# Case Validation

This will automatically save and update the monthly count for cases reviewed in the 'Overall Progress' section as seen below.



**Pick a case for review**

Use the following options to pick a case to review

☐ Pick case by MRN and date

Patient MRN

Date of Operation

☐ Pick case by case ID

MPOG Case ID

☒ Pick random unreviewed case

**Overall Progress**

2016-03	0 / 20
2016-02	20 / 20
2016-01	21 / 20
2015-12	20 / 20
2015-11	20 / 20
2015-10	20 / 20
2015-09	20 / 20
2015-08	20 / 20



# Case Validation

- To review a summary of past case validations, use the “Review Saved Validation” button. First, click the month that you want to see. Then, click “Review Saved Validation

Case Validation

☐ Pick case by MRN and date

Patient MRN

Date of Operation

☒ Pick case by case ID

MPOG Case ID

☐ Pick random unreviewed case

Time Period  0 / 5

Service Type

Location

☐ Pick already reviewed case

Reviewed Cases

Validate Case

Review Saved Validation

Month	Validation Count
2022-05	0 / 5
2022-04	5 / 5
2022-03	5 / 5
2022-02	5 / 5
2022-01	5 / 5
2021-12	5 / 5
2021-11	1 / 5
2021-10	5 / 5
2021-09	10 / 5
2021-08	10 / 5
2021-07	10 / 5
2021-06	10 / 5
2021-05	11 / 5

- This screen will appear with a summary of the case validation questions and counts of the number of cases that month that had the question answered “No” and the number of cases with comments. A column is available to show who reviewed the case as well.

Validation for the month of 04-2019			Validation for the month of 04-2019				
			Hide passing questions				
Question	No / Missing	Comment	Date Reviewed	Question	Response	Comment	Reviewer
Patient Name			05-16-2019 12:17	Was there 1 anesthesiology CRNA(s) that signed into this case?	Yes		
Procedure Name	1	1	05-16-2019 12:28	Was there 1 anesthesiology CRNA(s) that signed into this case?	Yes		
Random Fluid Dose	1		05-16-2019 12:32	Was there 1 anesthesiology CRNA(s) that signed into this case?	Yes		
Room Tags	6		05-16-2019 12:54	Was there 1 anesthesiology CRNA(s) that signed into this case?	No	2	
Staff Present: Attending			05-16-2019 01:14	Was there 0 anesthesiology CRNA(s) that signed into this case?	Yes		
Staff Present: CRNA	1	1	05-16-2019 01:17	Was there 2 anesthesiology CRNA(s) that signed into this case?	Yes		
Staff Present: Resident			05-16-2019 01:20	Was there 1 anesthesiology CRNA(s) that signed into this case?	Yes		
Surgical Service Mapping			06-10-2019 03:18	Was there 0 anesthesiology CRNA(s) that signed into this case?	Yes		
Time: Anes End	1		06-10-2019 03:30	Was there 1 anesthesiology CRNA(s) that signed into this case?	Yes		
Time: Anes Start	1		06-10-2019 03:41	Was there 1 anesthesiology CRNA(s) that signed into this case?	Yes		
Time: Medication Given (First)	1	1					
Time: Medication Given (Last)	1						
Time: Surgical Incision	1						

Validation for the month of 04-2019

☐ Hide passing questions

Question	No / Missing	Comment	Date Reviewed	Question	Response	Comment	Reviewer	MPOG Case ID
Patient Name			05-16-2019 12:17	Was there 1 anesthesiology CRNA(s) that signed into this case?	Yes			c3ed06f2-1761-ef
Procedure Name	1	1	05-16-2019 12:28	Was there 1 anesthesiology CRNA(s) that signed into this case?	Yes			f5ec06f2-1761-e9
Random Fluid Dose	1		05-16-2019 12:32	Was there 1 anesthesiology CRNA(s) that signed into this case?	Yes			4f4c774e-ef55-e9
Room Tags	6		05-16-2019 12:54	Was there 1 anesthesiology CRNA(s) that signed into this case?	No	2		95db38bb-015d-r
Staff Present: Attending			05-16-2019 01:14	Was there 0 anesthesiology CRNA(s) that signed into this case?	Yes			f72d86fa-b861-ef
Staff Present: CRNA	1	1	05-16-2019 01:17	Was there 2 anesthesiology CRNA(s) that signed into this case?	Yes			a14c774e-ef55-ef
Staff Present: Resident			05-16-2019 01:20	Was there 1 anesthesiology CRNA(s) that signed into this case?	Yes			c072d09a-a665-e
Surgical Service Mapping			06-10-2019 03:18	Was there 0 anesthesiology CRNA(s) that signed into this case?	Yes			b664923e-cb68-e
Time: Anes End	1		06-10-2019 03:30	Was there 1 anesthesiology CRNA(s) that signed into this case?	Yes			dec79878-b856-e
Time: Anes Start	1		06-10-2019 03:41	Was there 1 anesthesiology CRNA(s) that signed into this case?	Yes			a24b774e-ef55-ef
Time: Medication Given (First)	1	1						
Time: Medication Given (Last)	1							
Time: Surgical Incision	1							

- Clicking on a question will bring up more information on the case validation answers for each case.
- You can use this screen to find cases with “No” answers for further review. To hide the “Yes” answers, click “Hide passing questions.”
- Double-click on any MPOG Case ID to open the case in Case Viewer.
- Look for trends in issues, such as date of the case. This can be helpful when identifying issues with the data.

# Case Validation Tips

- If you are validating a case on a patient who is older than 90 years old, answer 'Correct' to the question 'Was the patient's age at the time of operation 90 years?'
  - MPOG cuts age off at 90 years old to decrease the chance that the patient could be identified, since most of the patients are younger than 90.
- The question for preop labs is looking for COVID-19 lab results within 7 days before anesthesia start. It will not look at any other labs during this time frame.
- The questions under the labs section are looking for only hemoglobin, hematocrit, and glucose labs from the day before through the day after the procedure. It will not look at any other labs during this time frame.

# Case Validation Tips

- Why does the date and time of operation show up as 01/01/0000 - 00:00?
  - The data for this case has not yet finished handoff. You can either choose another case to validate or save the MPOG Case ID and try to validate the case again in a few days after handoff is complete. Check Import Manager Assistant to assess the handoff queue (see Module: Data Review – IM Assistant).
- If you are validating a case that does not have an incision time (i.e., Labor epidural), you will see 'Was surgical incision NOT FOUND' and the line highlighted in red. This is expected and you can skip the question.
  - If you expect to see an incision time and it is highlighted red, it may not have completed handoff. Review Import Manager Assistant to verify if handoff is complete.
  - If handoff is complete, review Import Manager Assistant for missing days and contact your local Technical Support person to help troubleshoot. Contact the MPOG help desk ([support@mpog.zendesk.com](mailto:support@mpog.zendesk.com)) if further assistance is needed

# Case Validation Tips

- How does MPOG determine if a medication is a bolus or an infusion?
  - This is determined by site documentation, but the medications that MPOG typically expects to see as boluses or infusions are listed in the table below.

Bolus	Infusion
Medications given via the following routes: SQ, PO, IM, ID	Any medications administered via IV infusion (i.e., heparin, insulin, propofol)
Medications given via IV push (i.e., versed, fentanyl, labetalol, morphine, ondansetron, rocuronium)	Typically documented with start/end times with rate (ie: ml/hr, mg/kg/min)
Antibiotics (including vancomycin and other antibiotics that are given over a longer period of time may be considered boluses)	