



# 2024 QI+ Update


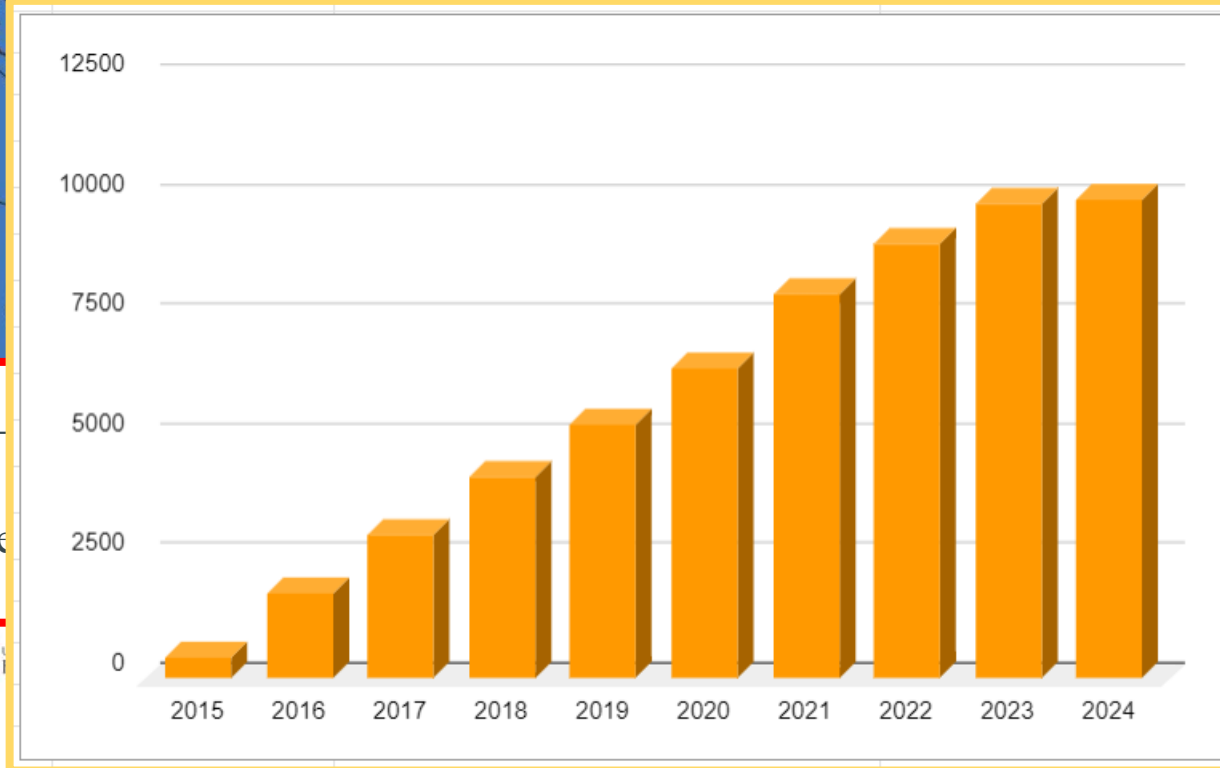
# Agenda

- 2024 QI Snapshot
  - Review 2024 priorities shared at last year's Retreat
  - 2025 plans
-

# Disclosures

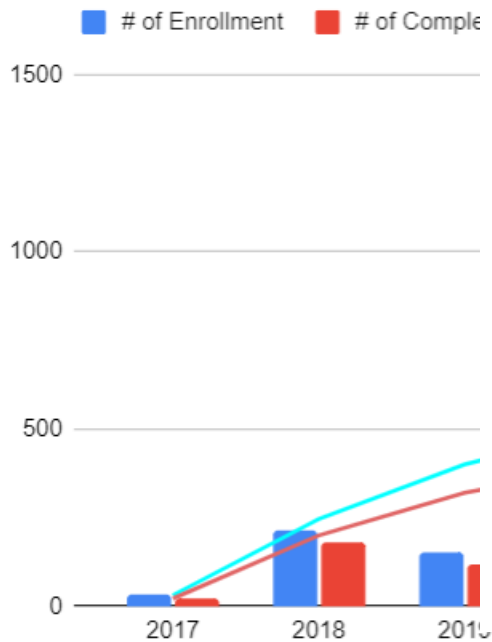
- No personal financial, consulting, or contractual relationships with any vendor
- Projects sponsored by contracts / grants paid to University of Michigan
  - Blue Cross Blue Shield Michigan (BCBSM)
  - Patient Centered Outcomes Research Institute (PCORI)
  - National Institutes of Health (NIH)

# 2024 QI Footprint

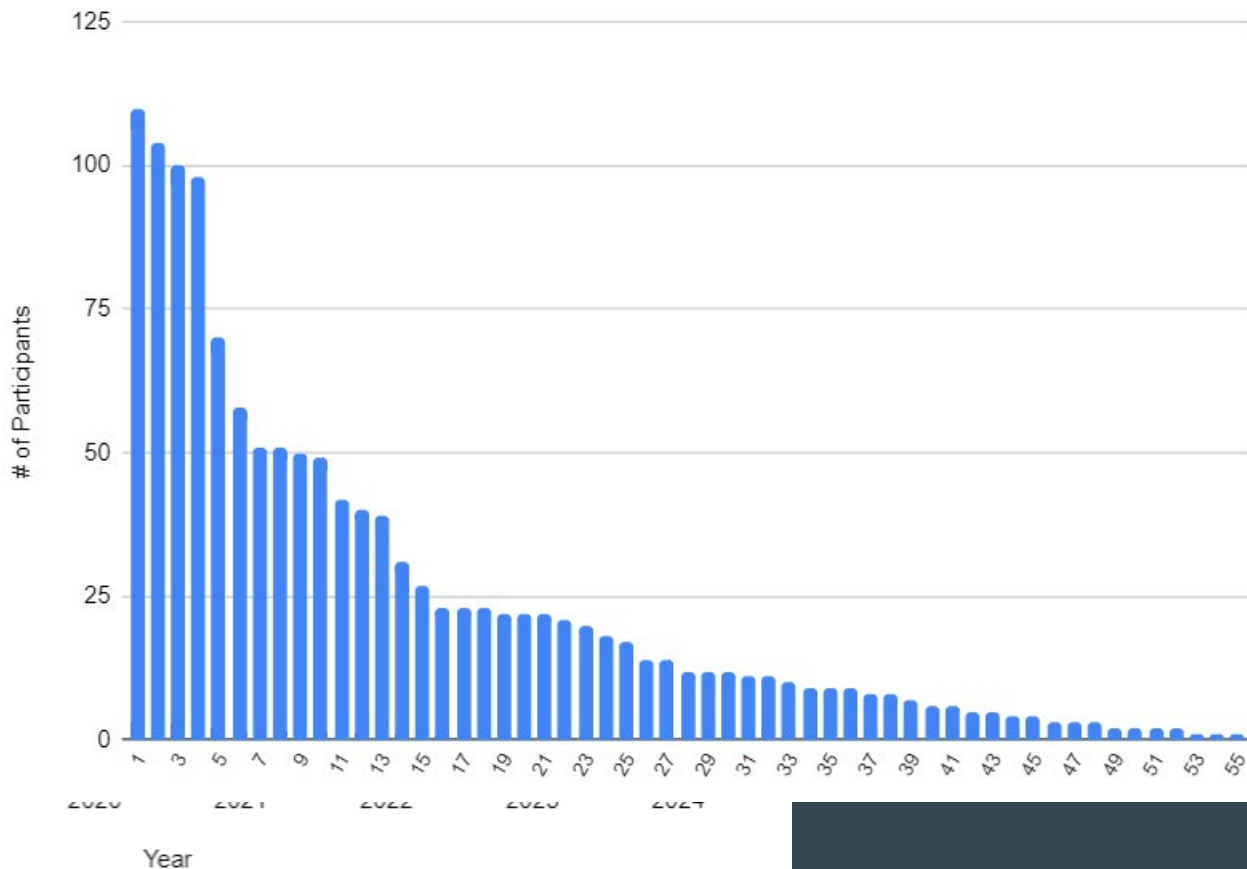


# ABA MOCA Part IV

Total



## MOCA Participants by Institution



# Measures



Acute Kidney Injury



Antibiotics



Blood Pressure



Brain Health



Fluids



Glucose



Cardiac



Mortality



Myocardial Injury



NM Monitoring



Pain



PONV



OB Anesthesia



Pulmonary



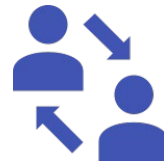
Smoking



Sustainability



Temperature



Transfer of Care



Transfusion



Pediatrics

# Measure Reviewers – Thank you!




Lisa Einhorn  
Duke  
PAIN 01 PED




Jacek Cywinski  
Cleveland Clinic  
TRAN 01



Linda Liu  
UC San Francisco  
TRAN 02



Christine Warrick  
University of Utah  
TEMP 05 OB



Wandana Joshi  
Dartmouth  
TEMP 05 OB



Roya Saffary  
Stanford University  
PAIN 02



Mike Mathis  
University of Michigan  
AKI 01



Vikram Kumar  
Mass General  
CARD 03



Jing Tao  
MSKCC  
TOC 02

# Subcommittee Chairs and Vice Chairs – Thank You!




Vikas O'Reilly Shah  
Seattle Children's  
Pediatric  
Anesthesia




Morgan Brown  
Boston Children's  
Pediatric  
Anesthesia



Brandon Togioka  
OHSU  
Obstetric  
Anesthesia



Wandana Joshi  
Dartmouth  
Obstetric  
Anesthesia




Allison Janda  
University of  
Michigan  
Cardiac  
Anesthesia




# Research on QI

Original research

Reduce intraoperative albumin utilisation in d  
a quality improvement initiative 

André J Savadjian <sup>1</sup>,  Brad M Taicher <sup>1</sup>, Jong ok La <sup>2</sup>, Mihai Podgoreanu <sup>1</sup>, Timothy E Miller <sup>1</sup>, Sharon McCartney <sup>1</sup>, Karthik

Raghunathan <sup>1</sup>, Nirav Shah <sup>3</sup>,  Negmeldeen Mamoun <sup>1</sup>

Correspondence to Dr Negmeldeen Mamoun; [negmeldeen.mamoun](mailto:negmeldeen.mamoun)

PERIOPERATIVE MEDICINE

## The Association of Guideline-Dir Postoperative Nausea and Vomiting Single-Center, Retrospective Cohort Study


Andrew, Benjamin Y. MD, MHS; Holmes, Romel MS; Taicher, Brad M. DO, MBA; Habib, Ashraf S. MBBCh, MHS

Author Information 

*Anesthesia & Analgesia* ( );10.1213/ANE.0000000000006855, January 31, 2024. | DOI: 10.1213/ANE.0000000000006855

**Intraoperative hypoglycemia among adults with intraoperative glucose measurements: a cross-sectional multicentre retrospective cohort study**

**Hypoglycémie peropératoire chez l'adulte avec mesures de glucose peropératoires : une étude de cohorte transversale rétrospective multicentrique**

Matthew J. Griffiee, MD  · Aleda M. Leis, PhD · Nathan L. Pace, MD, Mstat · Nirav Shah, MD · Sathish S. Kumar, MBBS · Graciela B. Mentz, PhD · Lori Q. Riegger, MD

## Identifying Variation in Intraoperative Management of Brain-Dead Organ Donors and Opportunities for Improvement: A Multicenter Perioperative Outcomes Group Analysis

Lele, Abhijit V. MBBS, MD, MSCR, FNCS, CPHQ<sup>\*†</sup>; Vail, Emily A. MD, MSc<sup>‡</sup>; O'Reilly-Shah, Vikas N. MD, PhD<sup>\*</sup>; DeGraw, Xinyao MD, PhD, MPH<sup>†</sup>; Domino, Karen B. MD<sup>\*</sup>; Walters, Andrew M. MD<sup>\*</sup>; Fong, Christine T. MS<sup>\*</sup>; Gomez, Courtney MD<sup>\*</sup>; Naik, Bhiken I. MBBCh, MSCR<sup>§</sup>; Mori, Makoto MD<sup>‡</sup>; Schonberger, Robert MD<sup>¶</sup>; Deshpande, Ranjit MD, FCCM<sup>¶</sup>; Souter, Michael J. MBChB, FRCA, FNCS<sup>\*</sup>; Mathis, Michael R.; the MPOG Perioperative Clinical Research Committee



# 2024 Priorities we shared at last year's MPOG Retreat

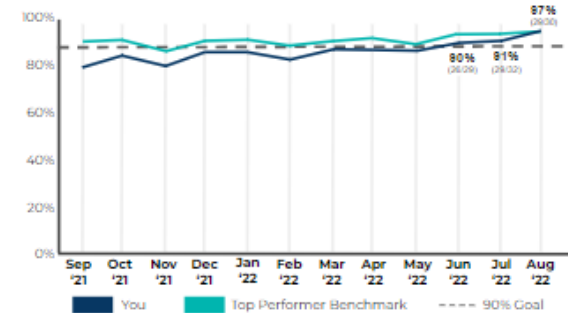
- Launch Precision Feedback Trial
- Retire Measures
- Continue progress with QI Dashboard
- Registry integration for QI
- Support Education (GME + CME) as a new focus for MPOG

# Precision Feedback Study

- Aim 1: Preference Survey: ~1k providers responded
- Aim 2: Precision Service application built by Department of Learning Health Sciences team
- **Aim 3: RCT of 46 centers randomized to either precision feedback or standard feedback**

Hello Alex,

You reached the top performer benchmark this month for the measure [PUL-01: Protective Tidal volume, 10mL/Kg PBW](#).




More information about the rationale for the measure PUL-01 and how it is calculated [is available here](#).

Below is your MPOG quality performance report...

# Measure Lifecycle – Build, Use, Retire



- BRAIN 01
- NMB 04
- NMB 05
- ABX 02 / 03 / 04 / 05 C
- AKI 02 C



- GLU 01 / 02 / 03 / 04 / 05
- PONV 01 and 02
- MED 01
- CARD 01
- PUL 02

# QI Reporting Tool

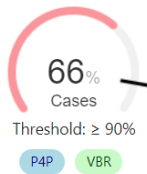
## PONV-05: PONV Prophylaxis: A

Percentage of patients who had a procedure requiring general anesthesia and received prophylaxis for postoperative nausea and vomiting.

Improved performance

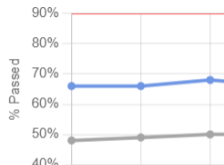
- Time Period
  - Past 12 Months
- Additional Filters
  - + Location
  - Case Attributes
    - + Admission Status
    - + Anesthesia Technique
    - + Emergency Status
    - + Non-OR Anesthesia
    - + Surgical Service
  - Demographics
    - + Age
    - + Sex
    - + Race
    - + BMI

Overall Score



Result Counts

Result	Case Count
Passed	18,119
Flagged	9,446
<b>Total</b>	<b>73,368</b>
<b>Overall</b>	<b>100,933</b>

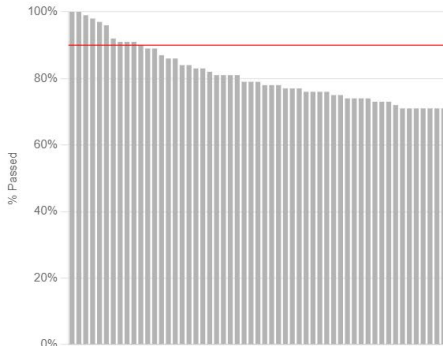


Updated results reason

Result Reasons

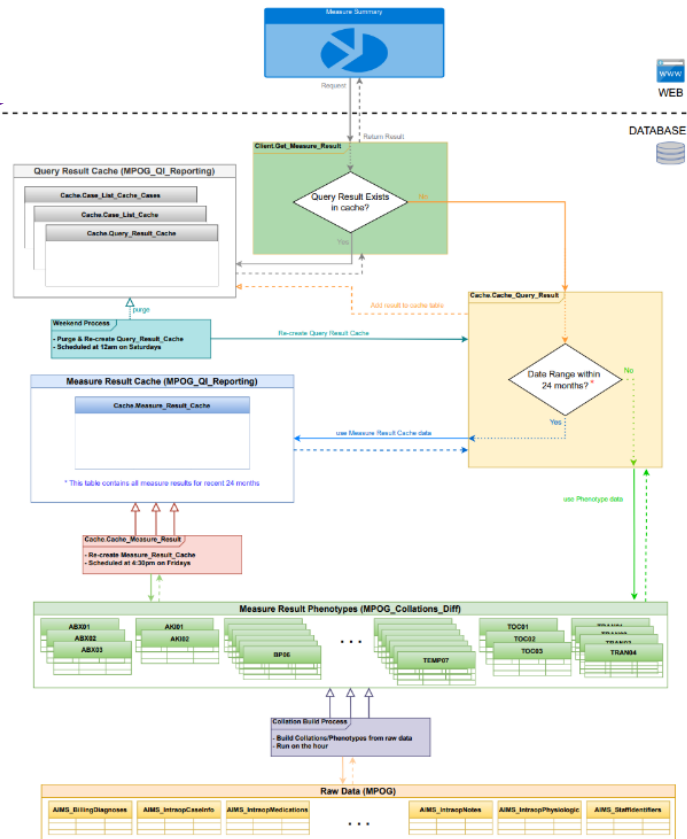
Result	Reason
Passed	Appropriate PONV prophylaxis administered based on risk factors
Flagged	Insufficient PONV prophylaxis administered based on risk factors

The provider comparison graph reveals performance differences (due to the volume of cases in each measure) and provider factors can



More filters

### Cache structure on QI Reporting Tool

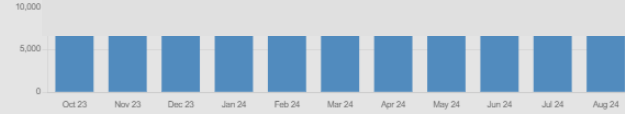


Measure Result Cache is currently used the following card types only: Institution Comparison, Provider Comparison, Performance Trend

# QI Reporting Tool

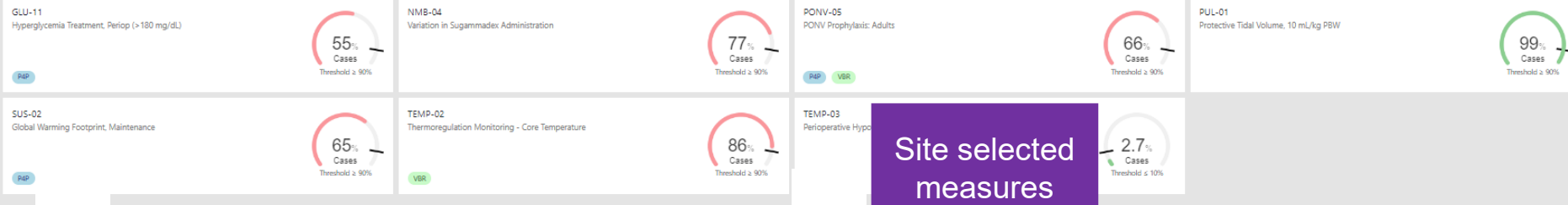
## Site Selected Dashboard

October 2023 - September 2024



### Provider Feedback Measures

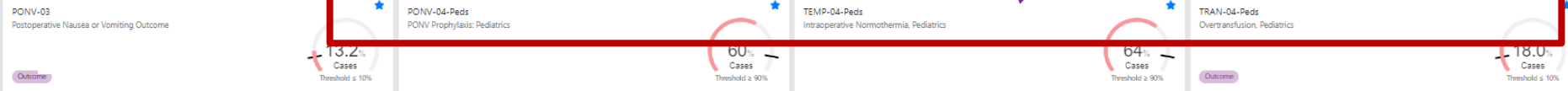
The following measures are included in monthly provider feedback emails. To update your selected measures, use the [Measure Selection App](#)



Site selected measures

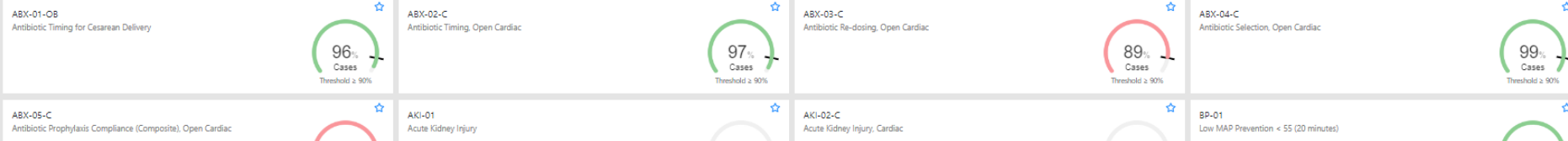
### Additional Department Focus Measures

The following measures have been selected as focus areas for your institution and are not included in provider feedback emails. To remove measures, select the star icon on the measure card.

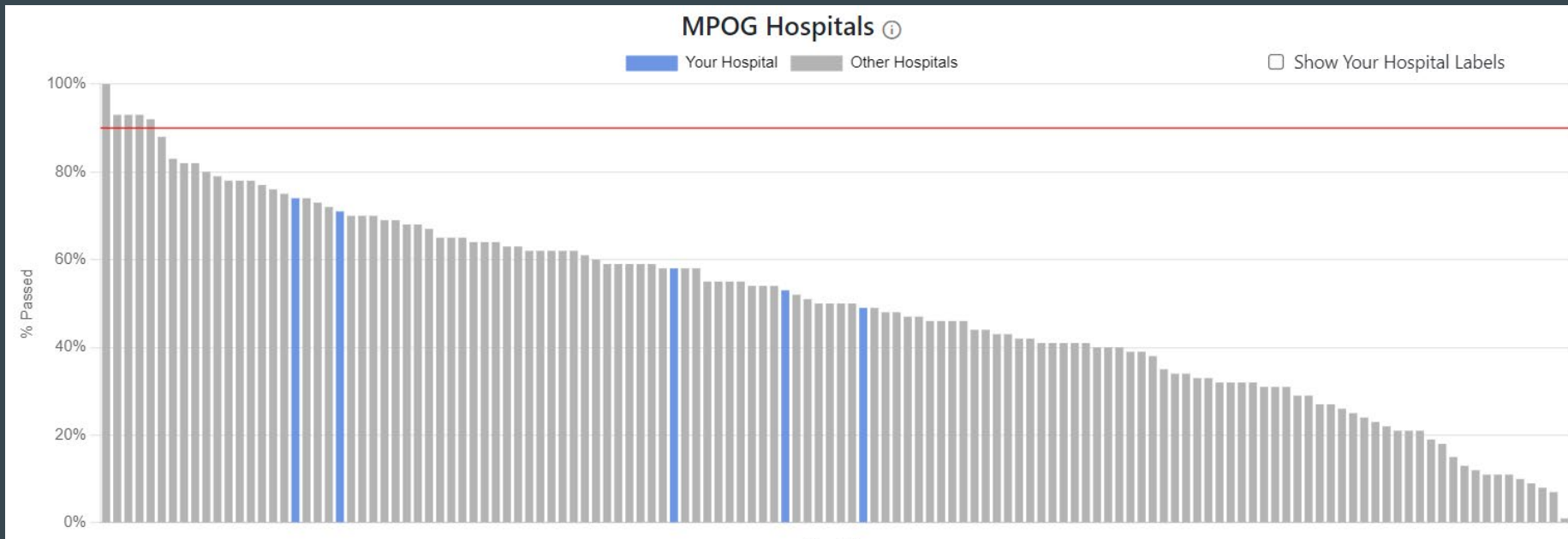


### Remaining MPOG Measures

Remaining measures that MPOG offers are listed below. Elevate any measure to departmental focus by selecting the star icon.

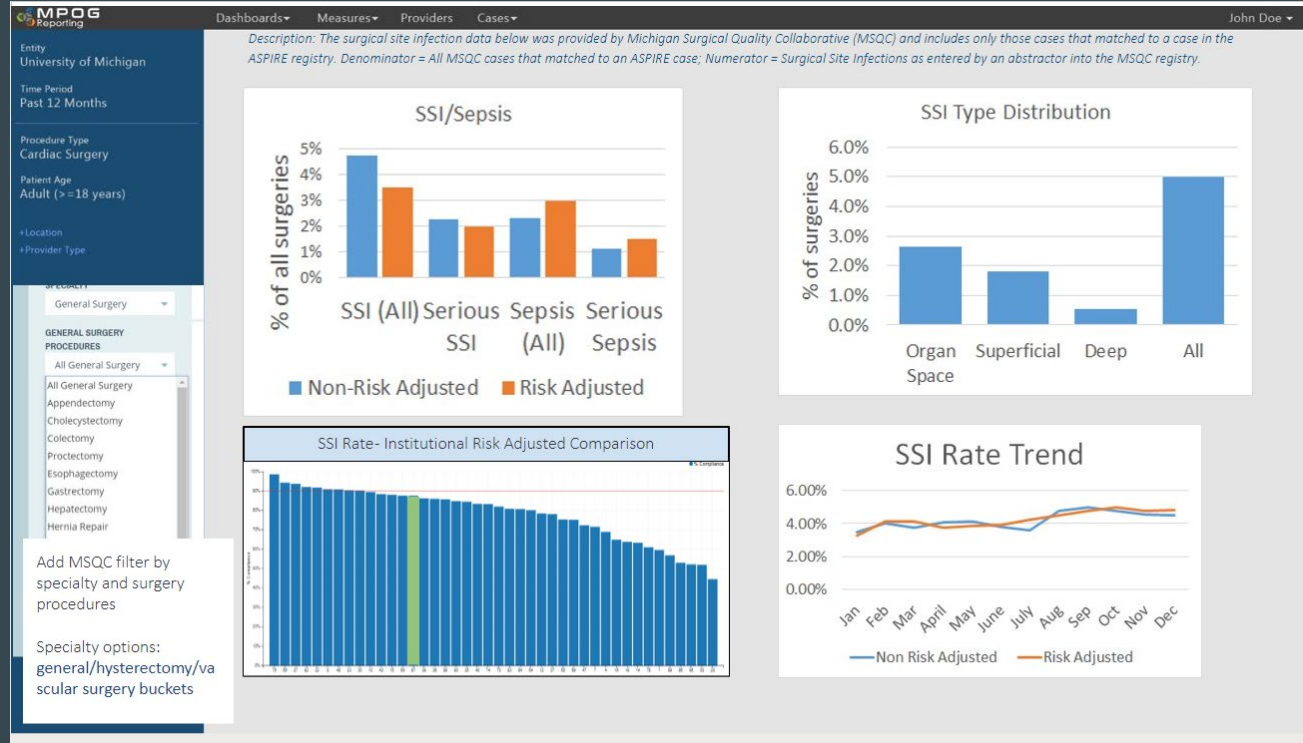


# QI Reporting Tool – Health System View



# Registry Integration for QI

- Taking longer than expected ~2024 End
- Working on automating the ingesting of data



Please note: this is a mockup



# Supporting Education Mission

- Ad hoc work to incorporate practicebased learning using MPOG QI platform
- Interest from sites to include SRNAs in feedback email
- Interest from sites to utilize MPOG MOCA platform for resident education
- Discussion at Quality Committee meeting 9/2024

# 2025 Plans

- Keep the lights on... new measures, measure review, measure retirements, subcommittee work
- Convene Ad Hoc Workgroup to understand requirements for resident / fellow inclusion in QI efforts
- Wrap up major development in QI Reporting and pivot to DataDirect
- Develop visualization relevant for health equity initiatives
- Registry integration for QI (continued!)
- Plan for PROs
- Learn about QI for Regional Anesthesia





Thank you! Next: Lunch

Picture adapted from <https://sbcrusaders.com/cafeteria>