

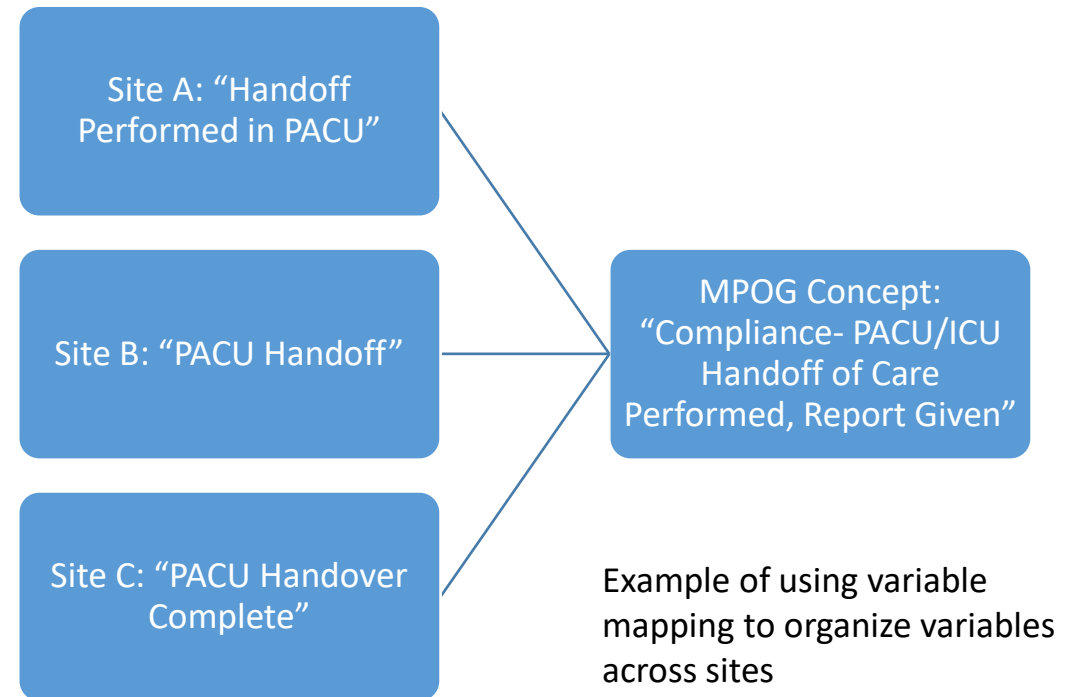


Getting Started: Variable Mapping Utility



Variable Mapping

- The Variable Mapping utility provides sites the ability to map electronic health record (EHR) variables to standardized MPOG concepts.
- This process of standardizing terms across multiple EHRs and across multiple sites allows for common data elements to be used for research or quality improvement purposes.



Variable Mapping

- Once a variable is mapped, source data from the local EHR will always map to the corresponding MPOG concept automatically unless mapping is modified.
- The MPOG Variable Mapping utility simplifies the mapping process by allowing MPOG clinical reviewers to select data variables (source concepts) and match them to corresponding MPOG concepts

Variable Mapping

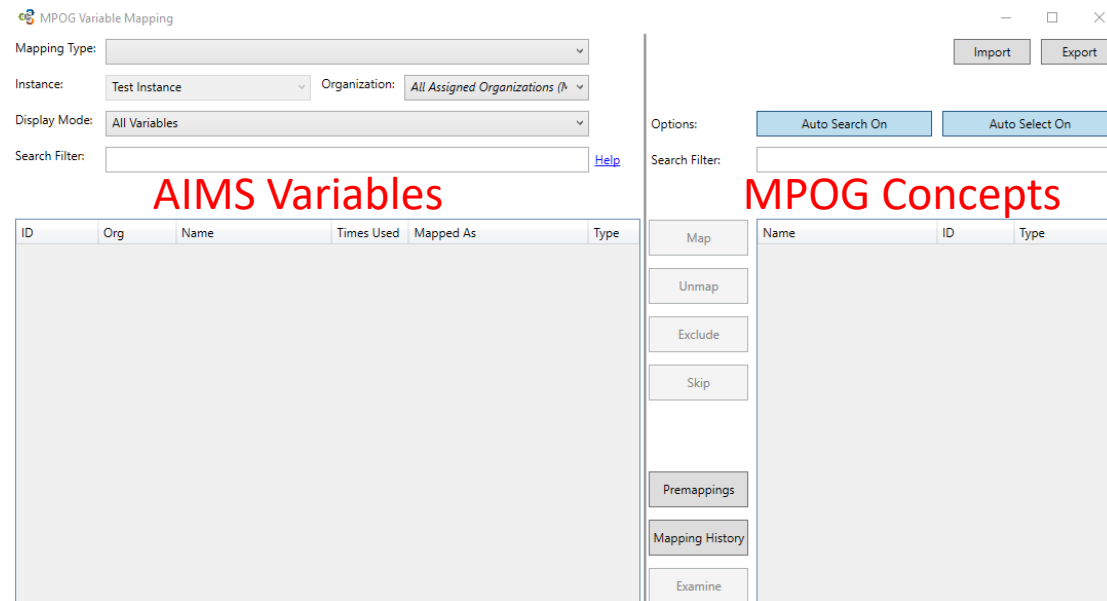
- **Important Note:** Institutional data needs to be pulled into the MPOG database before mapping can begin.
- Typically, sites begin mapping with a small amount of data (one day to one week) and then load more data after mapping is started.
- Usually, sites will automate the process of applying mappings after one month of data is loaded and mapped in the database.
- Automatic updates are typically scheduled to occur each night.
- Once a variable is mapped, it will automatically be mapped to that concept when additional information is imported.

Using the Variable Mapper


- Open the MPOG Suite and select “Variable Mapping”



- The ‘Variable Mapping’ utility should open and look similar to the image below. The left side of the utility will list your institution (AIMS) variables and the right side will list MPOG concepts available to map to.
- You will also notice five fields within the MPOG Configuration that allow you to filter by category. These include Mapping Type, Instance, Organization, Display Mode, and Search Filter.



- **Mapping Type:** This is a general mapping category that can be further filtered to subcategories
- **Instance:** This field will be populated with your default database instance (for sites that have more than one IM database).
- **Organization:** This field will be populated with your institutional name.
- **Display Mode:** This feature allows you to filter by 'All Variables,' 'Unmapped Variables,' 'Mapped Variables,' 'Pre-Mapped Variables,' 'Excluded Variables,' or 'Skipped Variables.'
- **Search Filter:** This function allows you to search for a specific AIMS variable.
 - Can search by original variable ID using prefix "ID" (example "ID:1448")
 - Can search by the concept ID/name fields by using prefix "mapped:" (example "mapped:propofol")

 MPOG Variable Mapping

Mapping Type:

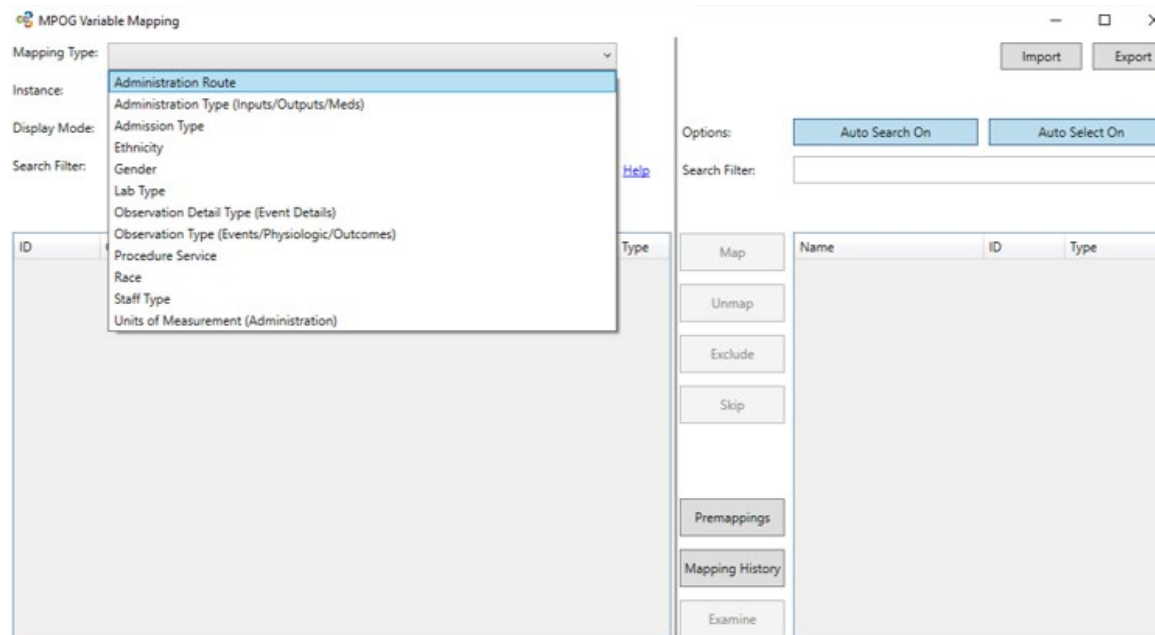
Instance: Organization:

Display Mode:


Search Filter: [Help](#)

**There may be additional sites in the dropdown menu for multi-site institutions in which you are assigned (i.e., Henry Ford Detroit, Henry Ford West Bloomfield). For institutions with multiple sites, It is recommended that mapping is completed under the Merged Organization.*

- To utilize the category filter option, click on the 'Mapping Type' field. A dropdown menu will appear, and you may select from the various options
- Select from the desired category from the 'Mapping Type' dropdown menu, as shown below



- In the example below, we have selected the Mapping Type ‘Race.’

 MPOG Variable Mapping

Mapping Type:

Instance: Organization:

Display Mode:

Search Filter: [Help](#)

- Once ‘Race’ has been selected from the dropdown menu, you will notice a variety of race related variables populate the window below. You may notice variables on the left side of the screen already appear green (mapped) if premapping has been completed.

- Click the 'Race' variable you wish to map. Once the row has been selected, it will turn blue and a corresponding auto-searched MPOG concept will appear in the 'Description' field on the right side. If several options appear, you can click on one of the bold terms above the MPOG concept window to narrow the search. If the desired concept does not appear, use the search filter on the right side to modify your search.
- In this example, we have selected 'American Indian/Alaska Native.'

ID	Org	Name	Times Used	Mapped As	Type
W	University of W	White	4,065,168	White	Race
B	University of B	Black	401,327	Black	Race
O	University of O	Asian or Pacific Islander	246,701	Asian or Pacific Islander	Race
H	University of H	Unknown	105,059	Unknown	Race
A	University of A	Asian or Pacific Islander	95,157	Asian or Pacific Islander	Race
U	University of U	Unknown	37,987	Unknown	Race
D	University of D	Unknown	7,932	Unknown	Race
<No ID Given	University of <No ID Given>	Unknown	7,416	Unknown	Race
P	University of P	Asian or Pacific Islander	2,961	Asian or Pacific Islander	Race
1	University of 1	Unknown Concept	653	Unknown Concept	Meta
F	University of F	Unknown Concept	355	Unknown Concept	Meta
6	University of 6	Unknown Concept	141	Unknown Concept	Meta
2	University of 2	Unknown Concept	137	Unknown Concept	Meta
C	University of C	Unknown Concept	109	Unknown Concept	Meta
K	University of K	Unknown Concept	31	Unknown Concept	Meta
V	University of V	Unknown Concept	7	Unknown Concept	Meta
7	University of 7	Unknown Concept	6	Unknown Concept	Meta
5	University of 5	Unknown Concept	4	Unknown Concept	Meta

- Click the MPOG Variable you wish to map to. This will highlight it in blue.
- Click ‘Map’. Your variable is now mapped to an MPOG Concept and will turn green. You can also map by double clicking the MPOG concept. The “Mapped As” column will be updated to reflect this change

The screenshot shows the 'MPOG Variable Mapping' window. On the left, there is a table with columns: ID, Org, Name, Times Used, Mapped As, and Type. The table contains various entries, with the first row (ID: W, Name: University of W, Mapped As: White) highlighted in green. On the right, there is a detailed view of the selected variable. The 'Map' button is highlighted with a red box. Below the 'Map' button are other buttons: Unmap, Exclude, Skip, Premappings, Mapping History, and Examine. The detailed view also shows a search filter and options for 'Auto Search On' and 'Auto Select On'.

ID	Org	Name	Times Used	Mapped As	Type
W	University of W		4,065,168	White	Race
B	University of B		401,327	Black	Race
O	University of O		246,701	Asian or Pacific Islander	Race
H	University of H		105,059	Unknown	Race
A	University of A		95,157	Asian or Pacific Islander	Race
U	University of U		37,987	Unknown	Race
D	University of D		7,932	Unknown	Race
<No ID Given	University of <No ID Given>		7,416	Unknown	Race
P	University of P		2,961	Asian or Pacific Islander	Race
1	University of 1		653	Unknown Concept	Meta
F	University of F		355	Unknown Concept	Meta
6	University of 6		141	Unknown Concept	Meta
2	University of 2		137	Unknown Concept	Meta
C	University of C		109	Unknown Concept	Meta
K	University of K		31	Unknown Concept	Meta
V	University of V		7	Unknown Concept	Meta
7	University of 7		6	Unknown Concept	Meta
5	University of 5		4	Unknown Concept	Meta

- You may also filter by 'Display Mode' to sort the variables and help to focus mapping efforts. The categories are 'All Variables,' 'Pre-Mapped Variables Only,' 'Mapped Variables Only,' 'Unmapped Variables Only,' 'Excluded Variables Only,' and 'Skipped Variables Only.' By selecting from the dropdown menu, only the variables within the selected category will appear.

MPOG Variable Mapping

Mapping Type: Race

Instance: MPOG_MAS Organization: University of Michigan Ann A

Display Mode: All Variables

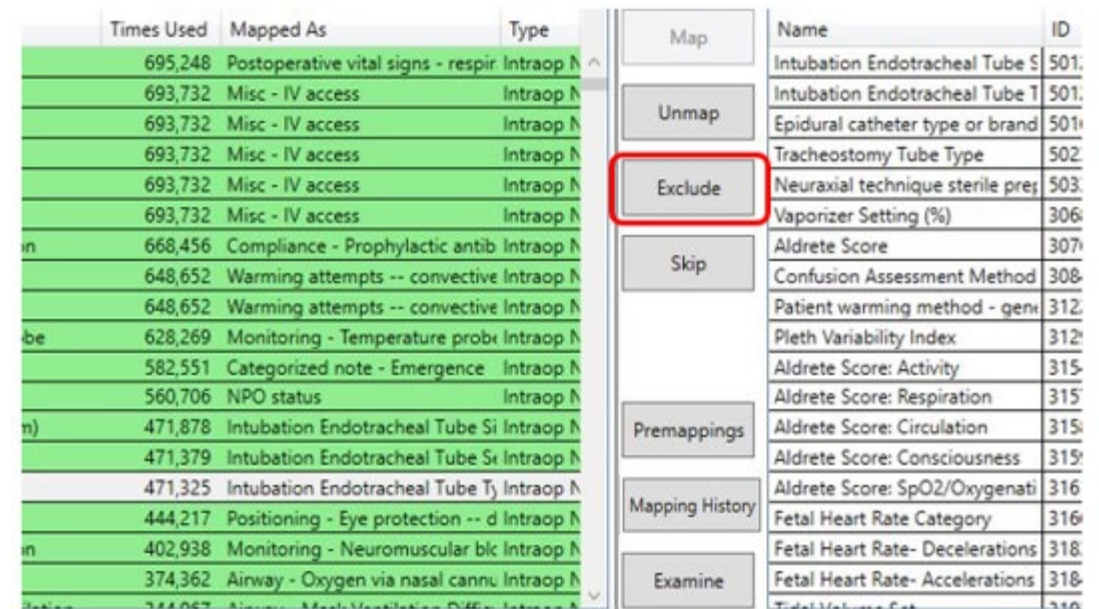
Search Filter: All Variables
Pre-Mapped Variables Only
Mapped Variables Only
Unmapped Variables Only
Excluded Variables Only
Skipped Variables Only

[Help](#)

ID	Name	Type
W	Skipped Variables Only	ce

Excluding Variables

- The 'Exclude' function allows you to exclude selected variables from mapping.
- See Slide 15 for guidelines on which Mapping Types are appropriate for exclusion. The Coordinating Center will advise you on which variables are appropriate for exclusion.
- Extreme caution must be applied when excluding variables from mapping, especially within the '**Administration Route**' mapping type, as ALL data associated with 'route' will be excluded



Times Used	Mapped As	Type	Map	Name	ID
695,248	Postoperative vital signs - respir	Intraop h	Map	Intubation Endotracheal Tube S	501
693,732	Misc - IV access	Intraop h	Unmap	Intubation Endotracheal Tube T	501
693,732	Misc - IV access	Intraop h	Exclude	Epidural catheter type or brand	501
693,732	Misc - IV access	Intraop h		Tracheostomy Tube Type	502
693,732	Misc - IV access	Intraop h		Neuraxial technique sterile pres	503
693,732	Misc - IV access	Intraop h		Vaporizer Setting (%)	306
668,456	Compliance - Prophylactic antib	Intraop h	Skip	Aldrete Score	307
648,652	Warming attempts -- convective	Intraop h		Confusion Assessment Method	308
648,652	Warming attempts -- convective	Intraop h		Patient warming method - gen	312
628,269	Monitoring - Temperature prob	Intraop h		Pleth Variability Index	312
582,551	Categorized note - Emergence	Intraop h		Aldrete Score: Activity	315
560,706	NPO status	Intraop h		Aldrete Score: Respiration	315
471,878	Intubation Endotracheal Tube Si	Intraop h	Premappings	Aldrete Score: Circulation	315
471,379	Intubation Endotracheal Tube Si	Intraop h		Aldrete Score: Consciousness	315
471,325	Intubation Endotracheal Tube Tj	Intraop h	Mapping History	Aldrete Score: SpO2/Oxygenati	316
444,217	Positioning - Eye protection -- d	Intraop h		Fetal Heart Rate Category	316
402,938	Monitoring - Neuromuscular blk	Intraop h		Fetal Heart Rate- Decelerations	318
374,362	Airway - Oxygen via nasal cann	Intraop h	Examine	Fetal Heart Rate- Accelerations	318
344,057	Airway - Mask Ventilation Diff	Intraop h		Fetal Heart Rate- Cat	318

- Highlight the variable(s) you wish to exclude from mapping and click 'Exclude'
- Excluded variables will turn pink.

MPOG Variable Mapping

Mapping Type: Observation Detail Type

Instance: MPOG_MAS Organization: University of Michigan Ann A

Display Mode: Mapped Variables Only

Search Filter: [Help](#)

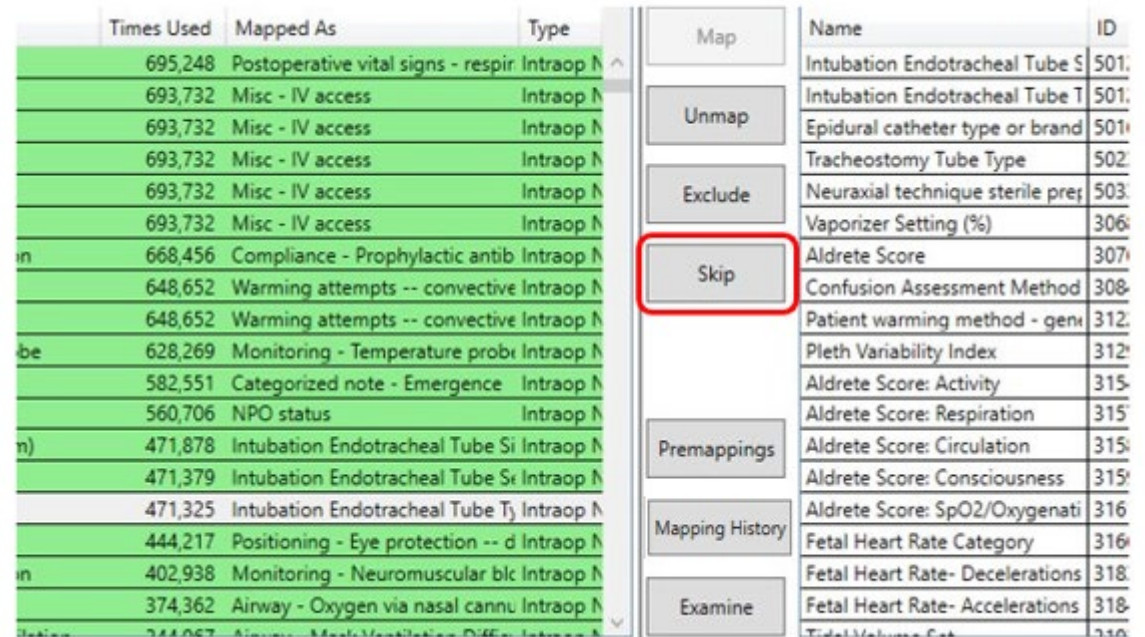
ID	Org	Name	Times Used	Mapped As	Type
29134	University of	Taped at @	134	Intubation Endotracheal Tube S	Intraop N
47910	University of	Blade/View	129	Intubation view note	Intraop N
38178	University of	Concerns	124	Airway - Laryngeal Mask Airway	Intraop N
7758	University of	Stopped indicator	124	Variable Excluded from Import	Meta
8559	University of	Paresthesia	120	Neuraxial insertion parasthesia y	Intraop N
8563	University of	Aspiration	118	Neuraxial insertion aspiration of	Intraop N
15814	University of	Skin Depth	116	Epidural catheter withdrawn to c	Intraop N
36891	University of	Position Confirmed by	110	Categorized note - Positioning	Intraop N
15905	University of	Sensory Level	108	Neuraxial technique - Bilateral S	Intraop N
8570	University of	Test Dose	108	Epidural test dose administered	Intraop N
8595	University of	Catheter status	106	Epidural anesthesia catheter pla	Intraop N
40011	University of	Type of Medication	92	Misc - Medication Free Text Enti	Intraop N
47914	University of	Cricoid Pressure	89	Intubation - cricoid pressure ap	Intraop N
36542	University of	Nurse's Name	86	Variable Excluded from Import	Meta
36543	University of	Pain Score	86	Pain Score (Generic)	Physiolog
36544	University of	Repositioned	86	Positioning - Patient position	Intraop N
44130	University of	Motor Blockade	82	Regional - Motor response to st	Intraop N
5976	University of	Attempts	82	Neuraxial technique number of	Intraop N
36568	University of	Sensory Level	82	Neuraxial technique - Bilateral S	Intraop N

Category Exclusion Rules

Can Exclude or Skip	Do Not Exclude or Skip
Administration Type (Inputs/Outputs/Meds)	Administration Route
Observation Type (Events/Physiologic/Outcomes)	Race, Ethnicity, Gender
Observation Type Detail (Event Details)	Units of Measurement (Administration)
Lab Type	Procedure Service
	Admission Type
	Staff Type

Skipping Variables

- The 'Skip' function allows you to skip a variable that you are purposefully leaving unmapped.
- Select the variable on the left and click on 'Skip'
- The variable row will turn yellow
- Examples of variables to be marked 'Skipped'
 - Variables that MPOG does not have a concept for
 - Variables that you have reviewed and determined that they do not need to be mapped at this time
 - Peripheral IV placement/assessment



The screenshot shows a software interface with a table of variables on the left and a control panel on the right. The table has columns for 'Times Used', 'Mapped As', and 'Type'. The control panel includes buttons for 'Map', 'Unmap', 'Exclude', 'Skip', 'Premappings', 'Mapping History', and 'Examine'. The 'Skip' button is highlighted with a red rectangle. The table lists various medical variables such as 'Postoperative vital signs - respir', 'Misc - IV access', 'Compliance - Prophylactic antib', 'Warming attempts -- convective', 'Monitoring - Temperature probi', 'Categorized note - Emergence', 'NPO status', 'Intubation Endotracheal Tube Si', 'Intubation Endotracheal Tube Si', 'Intubation Endotracheal Tube Tj', 'Positioning - Eye protection -- d', 'Monitoring - Neuromuscular blc', 'Airway - Oxygen via nasal cannu', and 'Airway - Meds/Mechanization Diff'. The 'Skip' button is highlighted in red.

Times Used	Mapped As	Type
695,248	Postoperative vital signs - respir	Intraop N
693,732	Misc - IV access	Intraop N
693,732	Misc - IV access	Intraop N
693,732	Misc - IV access	Intraop N
693,732	Misc - IV access	Intraop N
693,732	Misc - IV access	Intraop N
668,456	Compliance - Prophylactic antib	Intraop N
648,652	Warming attempts -- convective	Intraop N
648,652	Warming attempts -- convective	Intraop N
628,269	Monitoring - Temperature probi	Intraop N
582,551	Categorized note - Emergence	Intraop N
560,706	NPO status	Intraop N
471,878	Intubation Endotracheal Tube Si	Intraop N
471,379	Intubation Endotracheal Tube Si	Intraop N
471,325	Intubation Endotracheal Tube Tj	Intraop N
444,217	Positioning - Eye protection -- d	Intraop N
402,938	Monitoring - Neuromuscular blc	Intraop N
374,362	Airway - Oxygen via nasal cannu	Intraop N
344,057	Airway - Meds/Mechanization Diff	Intraop N

Unmap

- The 'Unmap' feature allows you to unmap incorrectly mapped variables at any time.
- Simply select and highlight the variable on the left side and click 'Unmap'.
- The variable will then turn white.

Times Used	Mapped As	Type	Map	Name	ID
695,248	Postoperative vital signs - respir	Intraop N	Map	Intubation Endotracheal Tube S	501
693,732	Misc - IV access	Intraop N	Unmap	Intubation Endotracheal Tube T	501
693,732	Misc - IV access	Intraop N	Exclude	Epidural catheter type or brand	501
693,732	Misc - IV access	Intraop N	Skip	Tracheostomy Tube Type	502
693,732	Misc - IV access	Intraop N		Neuraxial technique sterile prep	503
693,732	Misc - IV access	Intraop N		Vaporizer Setting (%)	306
668,456	Compliance - Prophylactic antib	Intraop N		Aldrete Score	307
648,652	Warming attempts -- convective	Intraop N		Confusion Assessment Method	308
648,652	Warming attempts -- convective	Intraop N		Patient warming method - gen	312
628,269	Monitoring - Temperature prob	Intraop N		Pleth Variability Index	312
582,551	Categorized note - Emergence	Intraop N		Aldrete Score: Activity	315
560,706	NPO status	Intraop N		Aldrete Score: Respiration	315
471,878	Intubation Endotracheal Tube Si	Intraop N	Premappings	Aldrete Score: Circulation	315
471,379	Intubation Endotracheal Tube Si	Intraop N		Aldrete Score: Consciousness	315
471,325	Intubation Endotracheal Tube Ty	Intraop N	Mapping History	Aldrete Score: SpO2/Oxygenati	316
444,217	Positioning - Eye protection -- d	Intraop N		Fetal Heart Rate Category	316
402,938	Monitoring - Neuromuscular bk	Intraop N		Fetal Heart Rate- Decelerations	318
374,362	Airway - Oxygen via nasal cann	Intraop N	Examine	Fetal Heart Rate- Accelerations	318
344,057	Airway - Mask Ventilation Diff	Intraop N		Tidal Volume Est	318

Mapping Multiple Variables

- You may have multiple variables that you wish to map to the same concept.
 - You can either click on the variable on the left side and drag to highlight multiple rows or hold down ctrl and click on the variables to multi-select
- Then select the concept you wish to map the variables to and click 'Map'
- You can also do this for multiple variables that you wish to Exclude, Skip, or Unmap

The screenshot shows the MPOG Variable Mapping interface. At the top, there are dropdown menus for Mapping Type (Administration Type (Inputs/Outputs/Meas)), Intense (MPOG_MAS), and Organisation (University of Michigan Ann Arbor). A Search Filter is set to 'acetaminophen'. Below this is a table with columns: ID, Org, Name, Times Used, Mapped As, and Type. The table lists various acetaminophen formulations from the University of Michigan Ann Arbor. To the right of the table is a list of concepts to map to, including 'acetaminophen 500', 'HYDROCODONE / J', 'PROPXYPHENE W', 'DIPYLODINE / ACE', 'HYDROCODONE / J', 'CODINE / ACETAM', 'CODINE / ACETAM', 'HYDROCODONE / J', 'HYDROCODONE / J', 'CODINE / ACETAM', 'DIPYLODINE / ACE', 'HYDROCODONE 5', 'HYDROCODONE 7?', 'ACETAMINOPHEN', 'ACETAMINOPHEN', 'ASPRIN/ACETAMIN', and 'TAMBUAMINOPHEN'. Buttons for 'Map', 'Unmap', 'Exclude', and 'Skip' are visible on the right side.

ID	Org	Name	Times Used	Mapped As	Type
102	University of Michigan Ann Arbor	acetaminophen 500 mg tablet	254,136	ACETAMINOPHEN	Medicatio
59	University of Michigan Ann Arbor	acetaminophen 80 mg chewable tablet	184	ACETAMINOPHEN	Medicatio
6946	University of Michigan Ann Arbor	acetaminophen 80 mg rectal suppository	302	ACETAMINOPHEN	Medicatio
204774	University of Michigan Ann Arbor	acetaminophen 500 mg/50 mL (10 mg/mL) intravenous solution	412	ACETAMINOPHEN	Medicatio
105	University of Michigan Ann Arbor	acetaminophen 650 mg rectal suppository	502	ACETAMINOPHEN	Medicatio
3562	University of Michigan Ann Arbor	acetaminophen 160 mg/5 mL (32 mg/mL) oral suspension	609	ACETAMINOPHEN	Medicatio
116960	University of Michigan Ann Arbor	acetaminophen 650 mg/200 mL oral solution	108	ACETAMINOPHEN	Medicatio
40821051	University of Michigan Ann Arbor	acetaminophen 160 mg/5 mL Oral liquid	87	ACETAMINOPHEN	Medicatio
40824396	University of Michigan Ann Arbor	acetaminophen 1,000 mg/100 mL (10 mg/mL) intravenous solution	908	ACETAMINOPHEN	Medicatio
49828	University of Michigan Ann Arbor	Acetaminophen (PR)	59	ACETAMINOPHEN	Medicatio
40824395	University of Michigan Ann Arbor	acetaminophen 1,000 mg/100 mL (10 mg/mL) intravenous solution	1,436	ACETAMINOPHEN	Medicatio
40849090	University of Michigan Ann Arbor	ACETAMINOPHEN 10 MG/ML (INTRAVENOUS SOLUTION) (+1000 MG)	41	ACETAMINOPHEN	Medicatio
40821228	University of Michigan Ann Arbor	acetaminophen 500 mg tablet	2,094	ACETAMINOPHEN	Medicatio
40821897	University of Michigan Ann Arbor	acetaminophen 160 mg/5 mL oral liquid	4	ACETAMINOPHEN	Medicatio
3541	University of Michigan Ann Arbor	acetaminophen 160 mg chewable tablet	4	ACETAMINOPHEN	Medicatio
408	University of Michigan Ann Arbor	acetaminophen 150 mg rectal suppository	404	ACETAMINOPHEN	Medicatio



Groups to Map First

- **DO NOT EXCLUDE IN ANY OF THESE CATEGORIES**
 - Race
 - Gender
 - Ethnicity
 - Procedure Service
 - Admission Type
 - Staff Type

Excluding in these categories can cause all data associated with the variable to also be excluded.

Groups to Map Last

- *Lab Type*

- 1st--Map labs that are important to surgical/anesthesia care (Hgb, Hct, Creatinine, Glucose, Troponin, potassium)
- 2nd--map microbiology and virology labs that we have concepts for (i.e. coronavirus, COVID Antibody testing, blood cultures, wound cultures, etc.)
- 3rd--map remaining labs that we have concepts for (i.e. WBC, blood gases) . If we do not have a concept for a variable, it is okay to leave it unmapped or skipped.

- *Administration Type (Inputs/Outputs/Meds)*

- This category includes IN's and OUT's such as fluids, medications, blood products, EBL and urine output.
- Exclude “volume (mL)” medication variables.

****Exclude all physiologic and gas flow variables from this mapping group**

Groups to Map Last

- *Administration Route*
 - **Do Not Exclude** in this category – map unspecified concepts to “Other”
- *Units of Measurement (Administration)*
 - **Do not Exclude** in this category – leave those variables without a corresponding MPOG concept unmapped
- *Observation Detail Type (Event Details)*
 - These are observation Details. Map Observation Type first.
- *Observation Type (Events/Physiologic/Outcomes)*

Additional Functions within Variable Mapping

- Examine
- Export History
- Premappings
- Auto Search
- Auto Select
- Export
- Import

Mapping Type:

Instance: Organization:

Display Mode:

Search Filter: [Help](#)

ID	Org	Name	Times Used	Mapped As	Type
9374	University of	NFF-CV BP Art 2 Sys	2,079	BP Sys Invasive Unspecified Site	Physiologic
504	Multiple	NFF-IRR	27,468	CPOM measure Operation on in Outcome	
1448	Multiple	NFF- End Tidal CO2	37,234	End Tidal CO2 %	Physiologic
4304	Multiple	Meds Medications	2,910	General - Medications - Current Preop	
11921	Multiple	OB Pregnancy Diagnosis	5	Monitoring - Temperature probe Intraop M	
201404	Multiple	Monitor Nitrous Exp	36,379	Positive End Expiratory Pressure	Physiologic
15	Multiple	NFF-CV Pulse	36,227	Postoperative vital signs - pulse	Intraop M
201407	Multiple	Monitor Oxygen Exp	36,155	Postoperative vital signs - pulse	Intraop M
40939	Multiple	Patient Position: Patient t	5	Preinduction - Patient transport	Intraop M
9066	Multiple	CBD - SpO2 HR	35,679	Throat Pack Out	Intraop M
41400	University of	ROTEM Results - Type of	18	Unknown Concept	Meta
6715	University of	Ventilator turned off after	5	Unknown Concept	Meta
20900	University of	Circulatory Arrest End	5	Unknown Concept	Meta
51825	Multiple	Cardiology Attending pre	5	Unknown Concept	Meta
31934	University of	Autologous Whole Blood	5	Unknown Concept	Meta
41102	Multiple	Positive bilateral breath s	5	Unknown Concept	Meta
36546	Multiple	COBAN Nurse __ assisting	5	Unknown Concept	Meta
39996	Multiple	Groin Access Achieved	5	Unknown Concept	Meta
35862	University of	CRP Time - Audit Cr	5	Unknown Concept	Meta

Options:

Search Filter:

Map

Unmap

Exclude

Skip

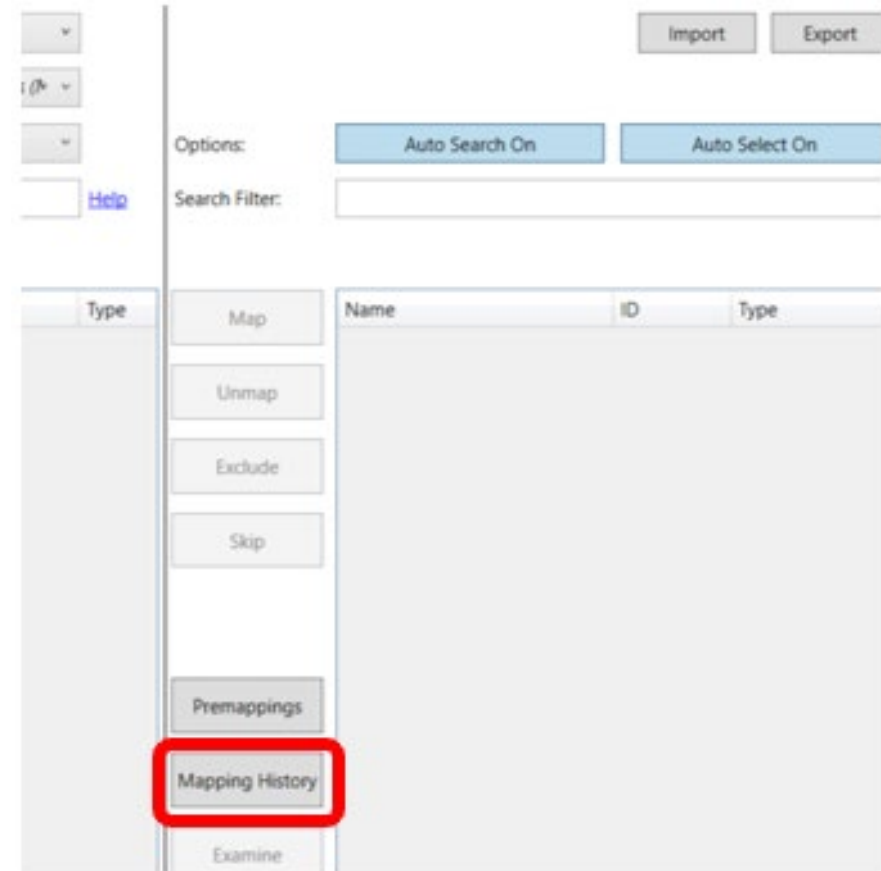
Premappings

Mapping History

Examine

Mapping History

- This function will pull the mapping logs to show which user completed each mapping and when that mapping was completed. It will be exported to your computer as an Excel file.



Epic Sites Only: Pre-Mapped Variables

- Epic sites use similar AIMS IDs (variable IDs), which can be mapped to the same concept.
- Once per year, MPOG will review the common Epic AIMS IDs and update the pre-mapping for these variables.
- **New sites:** Pre-mapping is applied before the site begins variable mapping.
- **Existing sites:** Can review the latest update to pre-mappings and adopt as appropriate for their site
 - Click on the 'Pre-mappings' button at the bottom middle of the Variable Mapping tool to either accept or reject recommended mappings.
 - Choose the 'Pre-Mappings Only' Display Mode to review those variables that have already been pre-mapped

Type	Map	Name
Unspecified Site Physiologic	Map	Unmapped Physiologic
ure Operation on in Outcome	Unmap	Perfusion- Cardiopulm
2 % Physiologic	Exclude	Perfusion- Cardiopulm
edications - Current Preop	Skip	Perfusion- Cardiopulm
Temperature prob: Intraop M		Inhaled Monitor Calcul
Expiratory Pressure Physiologic		EKG Pulse Rate
e vital signs - pulse Intraop M		Isoflurane actual consu
e vital signs - pulse Intraop M		Desflurane actual cons
- Patient transport: Intraop M		Sevoflurane actual con
Out Intraop M		BIS - Suppression Rati
concept Meta	Premappings	SpO2 Pulse Rate
concept Meta	Mapping History	BP Sys Invasive Unspec
concept Meta	Examine	BP Dias Invasive Unspe
concept Meta		BP Mean Invasive Unsp
concept Meta		BIS - Total Power
concept Meta		BP Sys Non-invasive
concept Meta		Pulse Pressure Variatio
concept Meta		Regional Oxygen Satur
concept Meta		Regional Oxygen Satur

Auto Search

- While auto search is ON, the variable name that is selected on the left-hand side will auto populate in the search filter on the right side. Clicking the auto search button will turn this function OFF and will not auto populate the search filter.

The screenshot displays the MPOG Variable Mapping application interface. On the left, there are configuration options for Mapping Type (Observation Type (Events/Physiologic/Outcomes)), Instance (Test Instance), Organization (All Assigned Organizations), and Display Mode (Unmapped Variables Only). Below these is a search filter field. The main area shows a table of variables with columns for ID, Org, Name, Times Used, Mapped As, and Type. On the right, there are 'Import' and 'Export' buttons, and an 'Options' section where the 'Auto Search On' button is highlighted with a red box. Below the options is another search filter field. At the bottom right, there is a 'Map' button and a table of mapped variables with columns for Name, ID, and Type.

ID	Org	Name	Times Used	Mapped As	Type
201408	Multiple	Monitor Oxygen Insp	36,511	Unknown Concept	Meta
201405	Multiple	Monitor Nitrous Insp	36,379	Unknown Concept	Meta
42603	Multiple	Vent Flows O2	35,871	Unknown Concept	Meta
651	Multiple	NFF-Pul Vent PEEP	35,766	Unknown Concept	Meta
457	Multiple	NFF-Pul Vent PIP	35,762	Unknown Concept	Meta
450	Multiple	NFF-Pul FIO2 %	35,542	Unknown Concept	Meta
201020	Multiple	Vent Mean Airway pressu	35,526	Unknown Concept	Meta
201032	Multiple	Vent vent mode	35,413	Unknown Concept	Meta
201041	Multiple	Vent Tidal volume set (m	28,757	Unknown Concept	Meta
453	Multiple	NFF-Pul Vent TV Spont	27,051	Unknown Concept	Meta
200308	Multiple	Monitor ST1	25,562	Unknown Concept	Meta
200309	Multiple	Monitor ST2	25,415	Unknown Concept	Meta
200310	Multiple	Monitor ST3	24,946	Unknown Concept	Meta
201415	Multiple	Monitor ST aVF	23,005	Unknown Concept	Meta
201416	Multiple	Monitor ST aVL	23,005	Unknown Concept	Meta
201417	Multiple	Monitor ST aVR	23,005	Unknown Concept	Meta
201399	Multiple	Monitor Isoflurane Foran	18,302	Unknown Concept	Meta
201400	Multiple	Monitor Isoflurane Foran	18,302	Unknown Concept	Meta

Name	ID	Type
Unmapped Physiologic Conc	3000	Physiologic
Perfusion- Cardiopulmonary	3001	Physiologic
Perfusion- Cardiopulmonary	3002	Physiologic
Perfusion- Cardiopulmonary	3003	Physiologic
Inhaled Monitor Calculated I	3004	Physiologic
EKG Pulse Rate	3005	Physiologic
Isoflurane actual consumptic	3006	Physiologic
Desflurane actual consumpti	3007	Physiologic
Sevoflurane actual consumpt	3008	Physiologic
BIS - Suppression Ratio	3009	Physiologic
SpO2 Pulse Rate	3010	Physiologic
BP Sys Invasive Unspecified	3011	Physiologic
BP Dias Invasive Unspecified	3012	Physiologic
BP Mean Invasive Unspecife	3013	Physiologic
BIS - Total Power	3014	Physiologic
BP Sys Non-invasive	3015	Physiologic
Pulse Pressure Variation	3016	Physiologic
Regional Oxygen Saturation	3017	Physiologic

Auto Select

- After mapping a variable on the left-hand side, having auto select ON will automatically jump to the next variable. To turn this function OFF, click the “auto select” button.

The screenshot shows the MPOG Variable Mapping application interface. On the left, there are configuration options: Mapping Type (Observation Type (Events/Physiologic/Outcomes)), Instance (Test Instance), Organization (All Assigned Organizations), Display Mode (Unmapped Variables Only), and a Search Filter. Below these is a table of mapped variables with columns for ID, Org, Name, Times Used, Mapped As, and Type. On the right, there are 'Import' and 'Export' buttons, and an 'Options' section with two buttons: 'Auto Search On' and 'Auto Select On'. The 'Auto Select On' button is highlighted with a red rectangle. Below the options is another table with columns for Name, ID, and Type, listing various physiologic concepts.

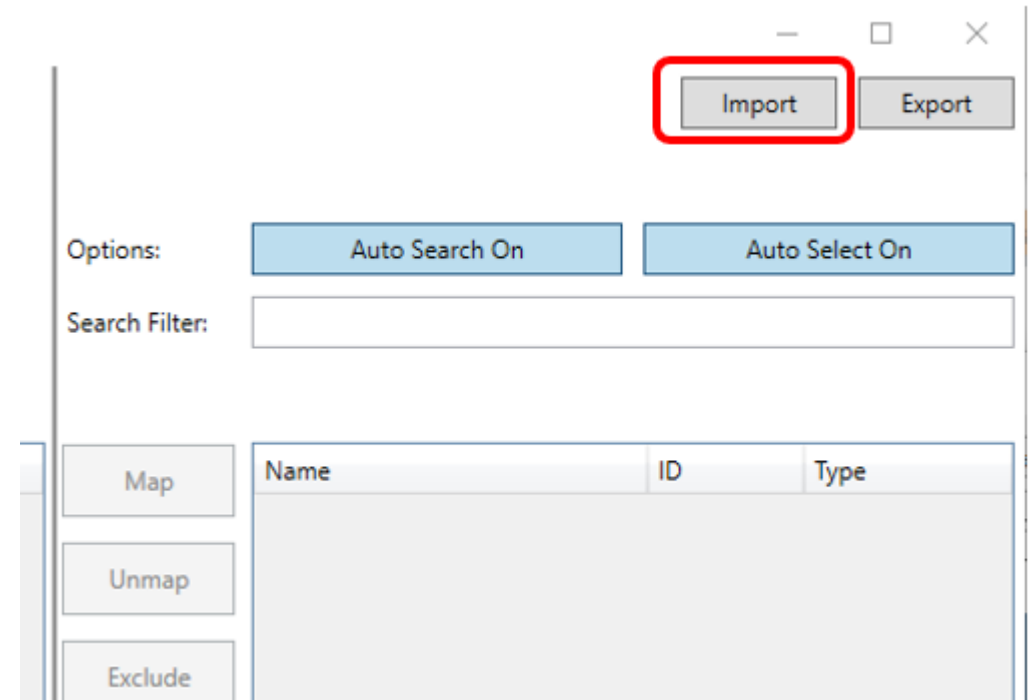
Export

- You can export all variables and their mappings to an Excel spreadsheet through the export button

The screenshot shows the MPOG Variable Mapping interface. On the left, there are several dropdown menus: Mapping Type (set to 'Observation Type (Events/Physiologic/Outcomes)'), Instance (set to 'Test Instance'), Organization (set to 'All Assigned Organizations'), and Display Mode (set to 'Unmapped Variables Only'). Below these is a search filter field. The main area contains a table with columns: ID, Org, Name, Times Used, Mapped As, and Type. The table lists various medical variables and their mappings. On the right side, there are 'Import' and 'Export' buttons, with the 'Export' button highlighted by a red rectangle. Below the buttons are 'Options' for 'Auto Search On' and 'Auto Select On', and another search filter field. At the bottom right, there is a 'Map' button and a table with columns: Name, ID, and Type, listing various physiologic variables.

Import

- At times, MPOG may ask you to export and send your variable mapping spreadsheet for mapping review/updates.
- MPOG can make the mapping updates on your spreadsheet and send it back to you
- In order for the updates to be complete, you'll need to save it to your computer or shared location, open Variable Mapping from the MPOG App Suite, and click on 'Import' in the top right corner. Select this file and then review and accept (or reject) the mapping changes.
 - Choose the 'Recommended' setting the next time that you transfer to update your data at MPOG Central (see 'Monthly Upload – Transfer to MPOG Central')



How Mapping Translates to MPOG Case Viewer

The **'type'** of MPOG concept you map to an AIMS variable will determine where the data within that variable will display in Case Viewer.

- Those mapped to *'Physiologic'* and *'Intraop Note'* type concepts will populate in the **Chart** section of case viewer
- Those mapped to *'Preop'* type concepts will populate in the **H&P** section of case viewer
- Those mapped to *'Outcomes'* type concepts will populate in the **Outcomes** section of case viewer

Name	ID	Type
BP Combined Invasive Unspecified Site 3	3706	Physiologic
BP Combined Aorta	3707	Physiologic
BP Combined Invasive Unspecified Site 5	3708	Physiologic
Unmapped Intraoperative Note Concept	50000	Intraop Notes
AACD Time Room Ready Date/Time	50001	Intraop Notes
AACD Anesthesia Start Date/Time	50002	Intraop Notes
Respiratory - Oral steroids required	71230	Preop
Respiratory - Prior intubation for pulmonary t	71235	Preop
Respiratory - Most recent exacerbation (Date	71240	Preop
Unmapped Outcome Concept	90000	Outcomes
Intraoperative observed quality assurance evi	90001	Outcomes
Postoperative visit patient pain score	90002	Outcomes

Tips for Mapping Success

- Focus on mapping variables with high row counts ('Times Used').
- Once you have mapped the majority of high row count variables, you can begin to focus your attention to mapping the lower row count variables that may be relevant for anesthesia research or quality purposes.

ID	Org	Name	Times Used	Mapped As
1600000310	University of	Heart Rate Source	14,656	Unknown Concept
40877	University of	Perfus Stockert Air Needl	13,003	Unknown Concept
40876	University of	Perfus Stockert Air Needl	13,003	Unknown Concept
40886	University of	Perfus Stockert CP RPM	13,003	Unknown Concept
40890	University of	Perfus Stockert LV Vent(n	13,002	Unknown Concept
40895	University of	Perfus Stockert Pump Suc	13,002	Unknown Concept
40889	University of	Perfus Stockert LV Vent R	13,002	Unknown Concept
40894	University of	Perfus Stockert Pump Suc	13,002	Unknown Concept
16011780	University of	BP Method	10,304	Unknown Concept
3040103232	University of	Pulse Oximetry Type	9,689	Unknown Concept

- Utilizing the [MPOG Concept Browser](#) utility will facilitate efficient identification of corresponding MPOG concepts. Please reference the *Module: Getting Started-Concept Browser* for more information

Concept Browser

Please select a concept type and query string

Concept type

Query string

Count Mode

Hide inactive concepts

ID	Concept Name	Concept Type	# of Occurrences
10377	PROPOFOL	Intraoperative Medications (Administered Mixtures)	16,421,110
10378	PROPOFOL W/ REMIFENTANIL 10 MG/ML + 5 MCG/ML	Intraoperative Medications (Administered Mixtures)	247
10453	PROPOFOL W/ KETAMINE 10 MG/ML + 1 MG/ML	Intraoperative Medications (Administered Mixtures)	6,602
10572	PROPOFOL W/ KETAMINE 10MG/ML + UNSPECIFIED KETAMINE	Intraoperative Medications (Administered Mixtures)	342
10577	PROPOFOL W/ KETAMINE 10 MG/ML + 0.5 MG/ML	Intraoperative Medications (Administered Mixtures)	1,148
10578	PROPOFOL W/ KETAMINE 10 MG/ML + 1.5 MG/ML	Intraoperative Medications (Administered Mixtures)	21
10579	PROPOFOL W/ KETAMINE 10 MG/ML + 2 MG/ML	Intraoperative Medications (Administered Mixtures)	711
10597	PROPOFOL W/ ALFENTANIL 10 MG/ML + 50 MCG/ML	Intraoperative Medications (Administered Mixtures)	863

Additional Mapping Tips

Review these modules on the [MPOG website](#) for additional tips.

- Variable Mapping Tips - Epic Sites
- Variable Mapping Tips - Non-Epic sites
- Mapping Search Terms